

A woman's silhouette is shown in profile, looking towards a large, bright sun. The image has a wavy, distorted effect over the woman's face, creating a sense of depth and movement. The background is a gradient of blue and orange, suggesting a sunset or sunrise.

ôrise

FLOOR PLANS - TOWER 2

BEYOND

ōrise

1 Bedroom

TYPE A1

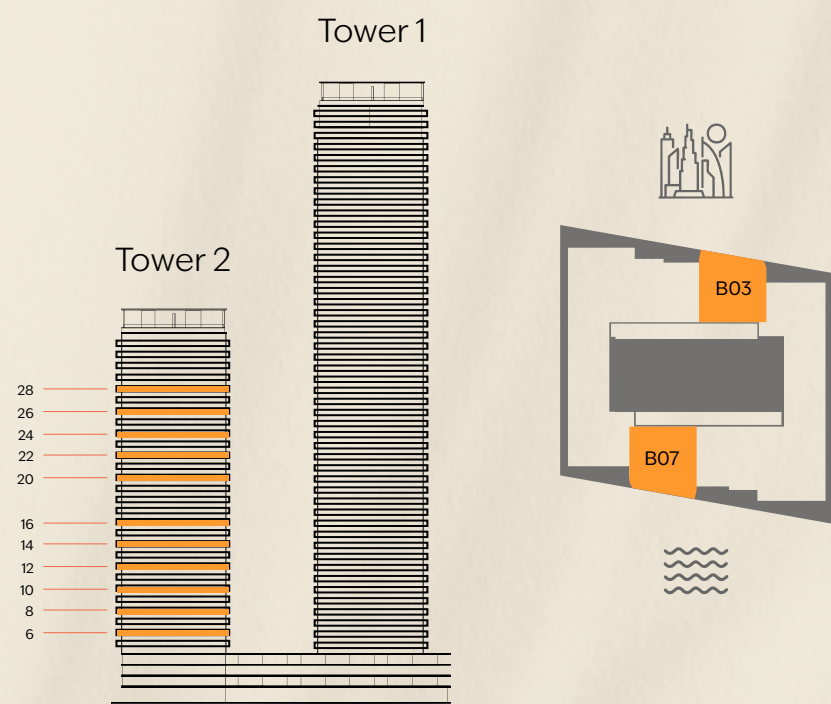
TOWER 2

Level 6, 8, 10, 12, 14, 16, 20, 22, 24, 26, 28

Unit: B03, B07

Internal Area	607 SQ FT
External Area	111 SQ FT
Total Area	718 SQ FT

KEY SECTION



BEYOND

The renderings and visualisations in this brochure are for illustrative and marketing purposes only. While the information provided is accurate and reliable at the time of publication, it is important to note that only the information included in the final Sales and Purchase Agreement will carry legal significance.



ōrise

1 Bedroom

TYPE A1

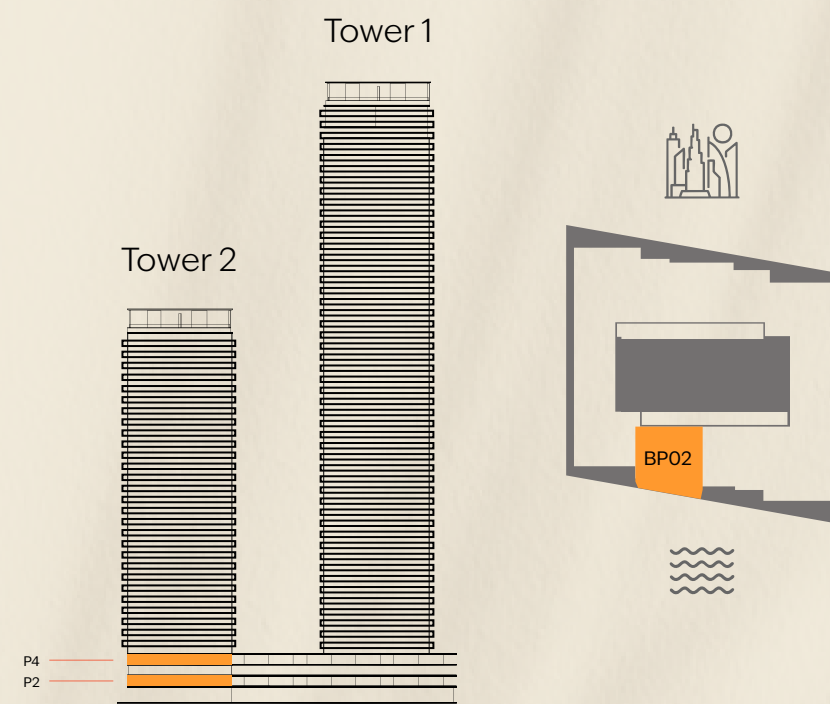
TOWER 2

Level P2, P4

Unit: BP02

Internal Area	607 SQ FT
External Area	111 SQ FT
Total Area	718 SQ FT

KEY SECTION



BEYOND

The renderings and visualisations in this brochure are for illustrative and marketing purposes only. While the information provided is accurate and reliable at the time of publication, it is important to note that only the information included in the final Sales and Purchase Agreement will carry legal significance.





ôrise

1 Bedroom

TYPE A2

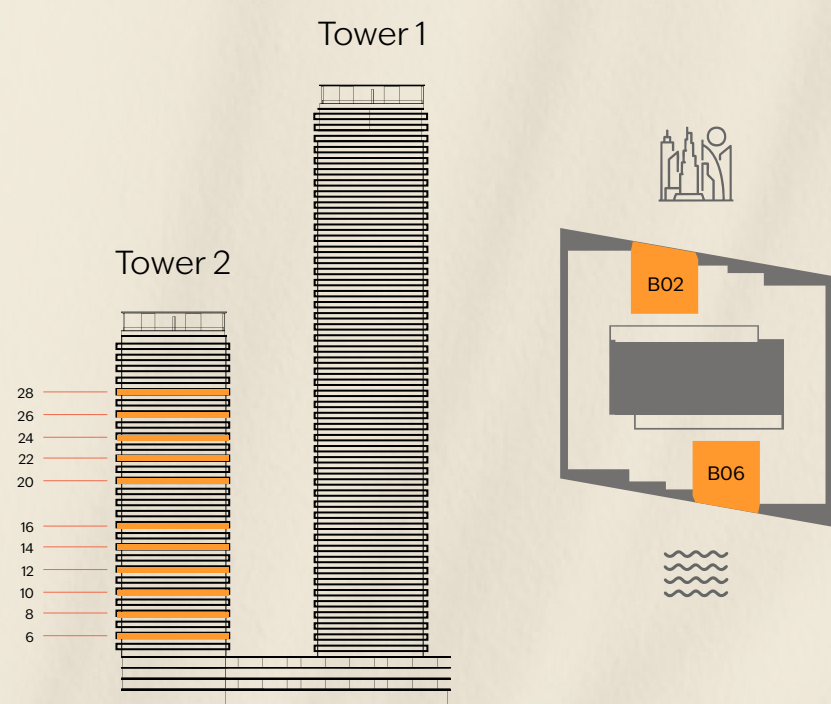
TOWER 2

Level 6, 8, 10, 12, 14, 16, 20, 22, 24, 26, 28

Unit: B02, B06

Internal Area	686 SQ FT
External Area	141 SQ FT
Total Area	827 SQ FT

KEY SECTION



BEYOND

The renderings and visualisations in this brochure are for illustrative and marketing purposes only. While the information provided is accurate and reliable at the time of publication, it is important to note that only the information included in the final Sales and Purchase Agreement will carry legal significance.



ôrise

1 Bedroom

TYPE A2

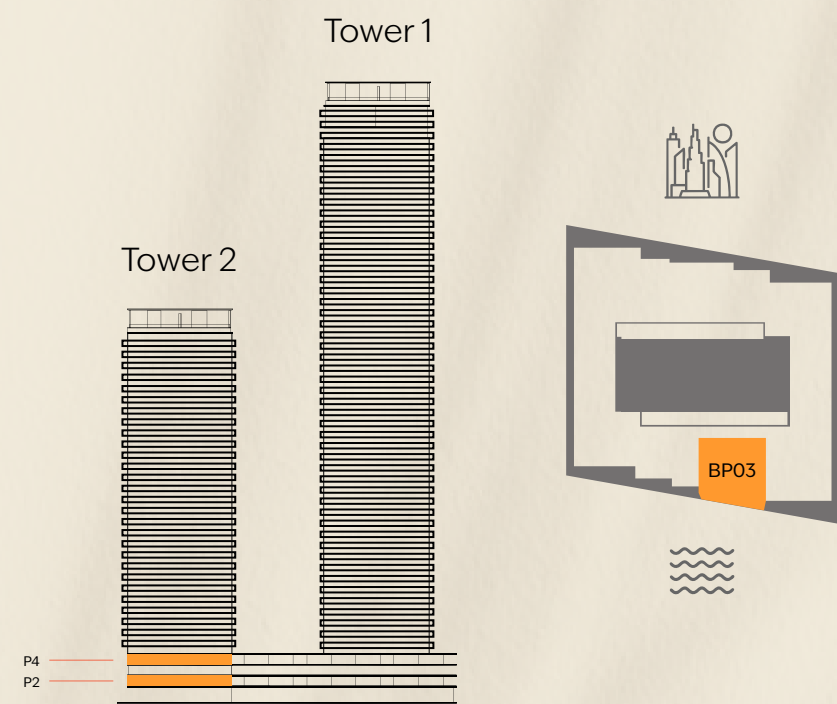
TOWER 2

Level P2, P4

Unit: BP03

Internal Area	686 SQ FT
External Area	141 SQ FT
Total Area	827 SQ FT

KEY SECTION



BEYOND

The renderings and visualisations in this brochure are for illustrative and marketing purposes only. While the information provided is accurate and reliable at the time of publication, it is important to note that only the information included in the final Sales and Purchase Agreement will carry legal significance.



Ôrise

1 Bedroom

TYPE A5

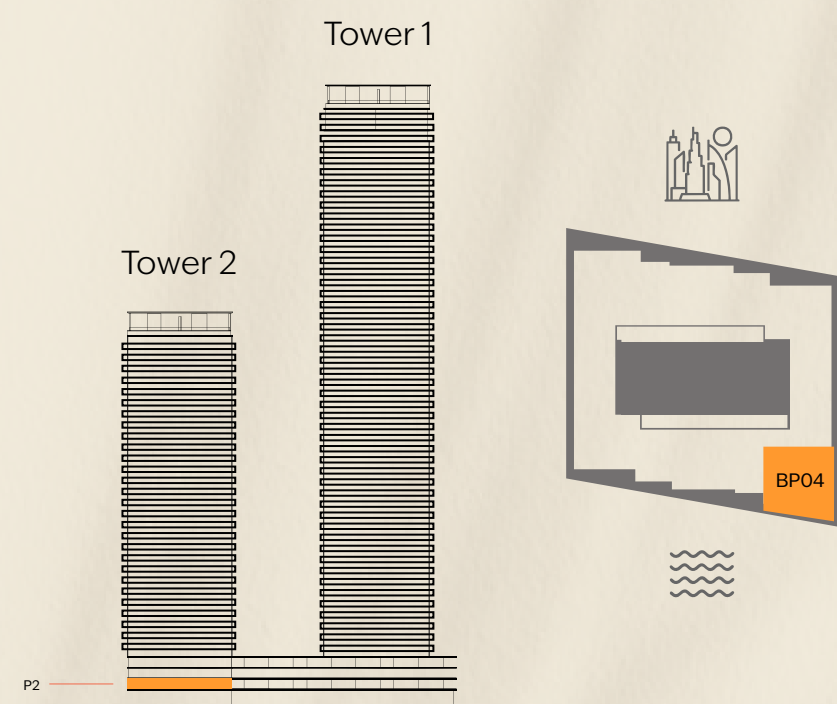
TOWER 2

Level P2

Unit: BP04

Internal Area	821 SQ FT
External Area	224 SQ FT
Total Area	1,045 SQ FT

KEY SECTION



BEYOND

The renderings and visualisations in this brochure are for illustrative and marketing purposes only. While the information provided is accurate and reliable at the time of publication, it is important to note that only the information included in the final Sales and Purchase Agreement will carry legal significance.



ōrise

1 Bedroom

TYPE B

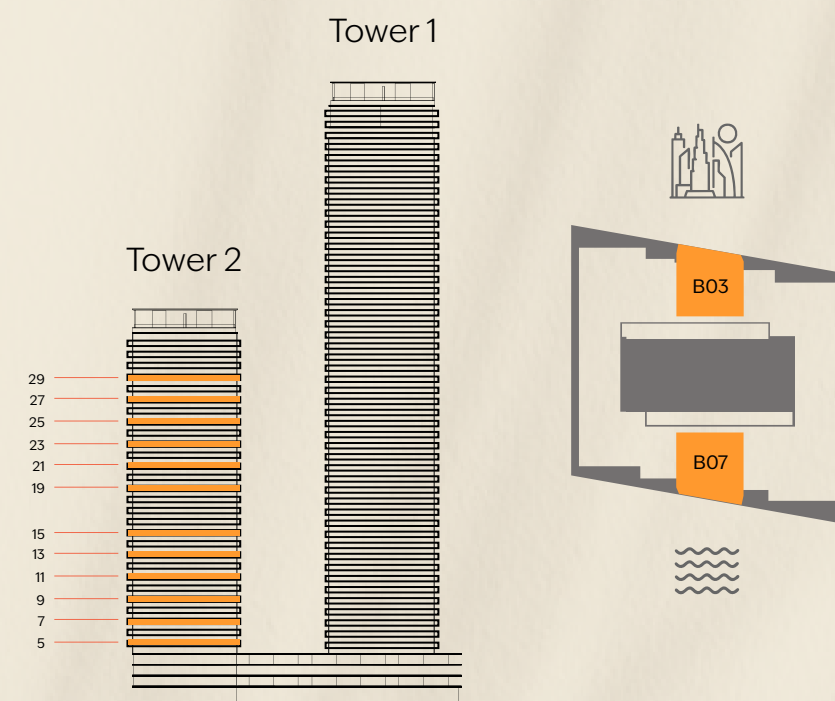
TOWER 2

Level 5, 7, 9, 11, 13, 15, 19, 21, 23, 25, 27, 29

Unit: B03, B07

Internal Area	635 SQ FT
External Area	131 SQ FT
Total Area	766 SQ FT

KEY SECTION



BEYOND

The renderings and visualisations in this brochure are for illustrative and marketing purposes only. While the information provided is accurate and reliable at the time of publication, it is important to note that only the information included in the final Sales and Purchase Agreement will carry legal significance.



Ôrise

1 Bedroom

TYPE B

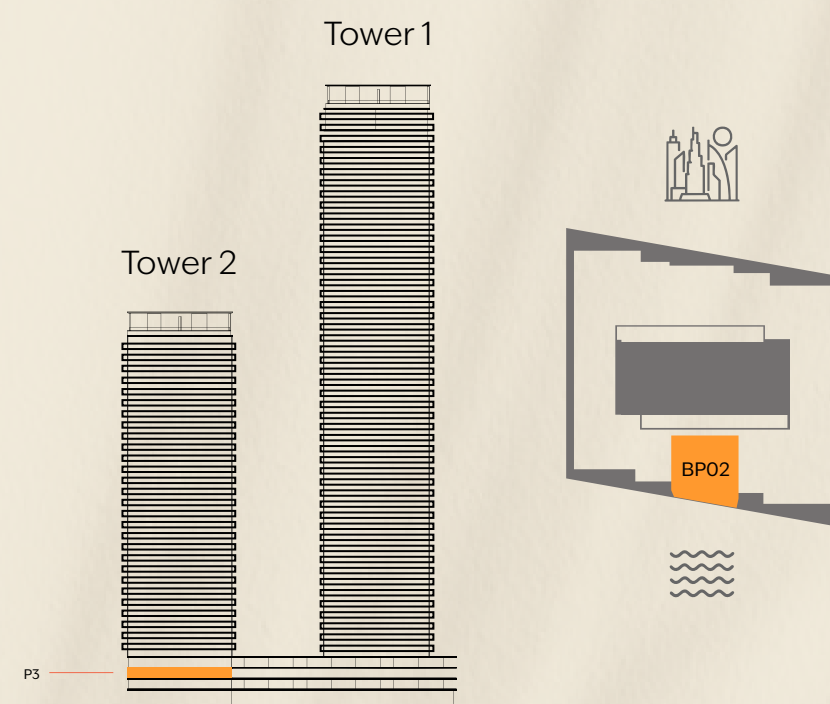
TOWER 2

Level P3

Unit: BP02

Internal Area	635 SQ FT
External Area	131 SQ FT
Total Area	766 SQ FT

KEY SECTION



BEYOND

The renderings and visualisations in this brochure are for illustrative and marketing purposes only. While the information provided is accurate and reliable at the time of publication, it is important to note that only the information included in the final Sales and Purchase Agreement will carry legal significance.



ôrise

1 Bedroom

TYPE C

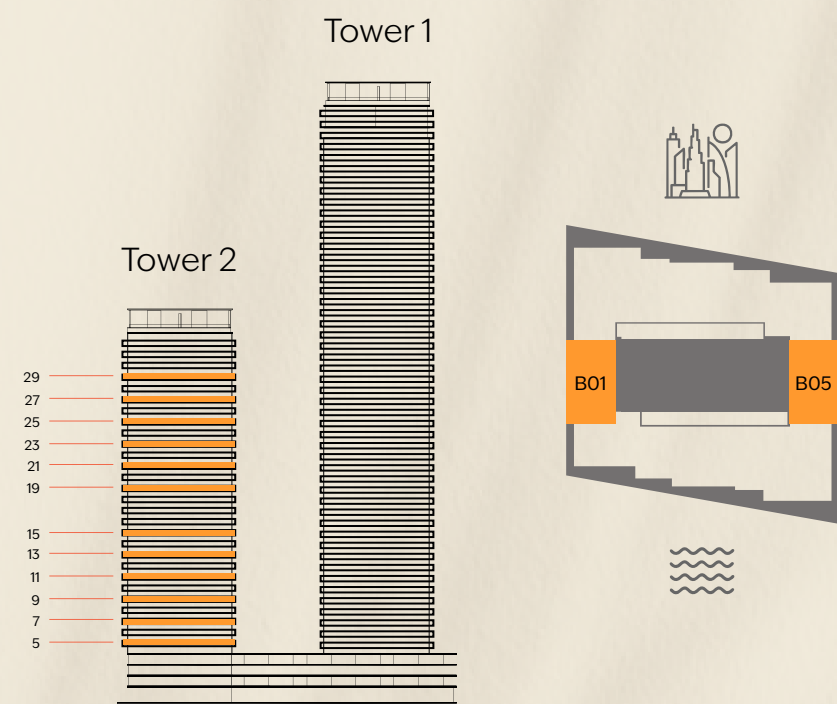
TOWER 2

Level 5, 7, 9, 11, 13, 15, 19, 21, 23, 25, 27, 29

Unit: B01, B05

Internal Area	648 SQ FT
External Area	42 SQ FT
Total Area	690 SQ FT

KEY SECTION



BEYOND

The renderings and visualisations in this brochure are for illustrative and marketing purposes only. While the information provided is accurate and reliable at the time of publication, it is important to note that only the information included in the final Sales and Purchase Agreement will carry legal significance.



ōrise

2 Bedroom TYPE A

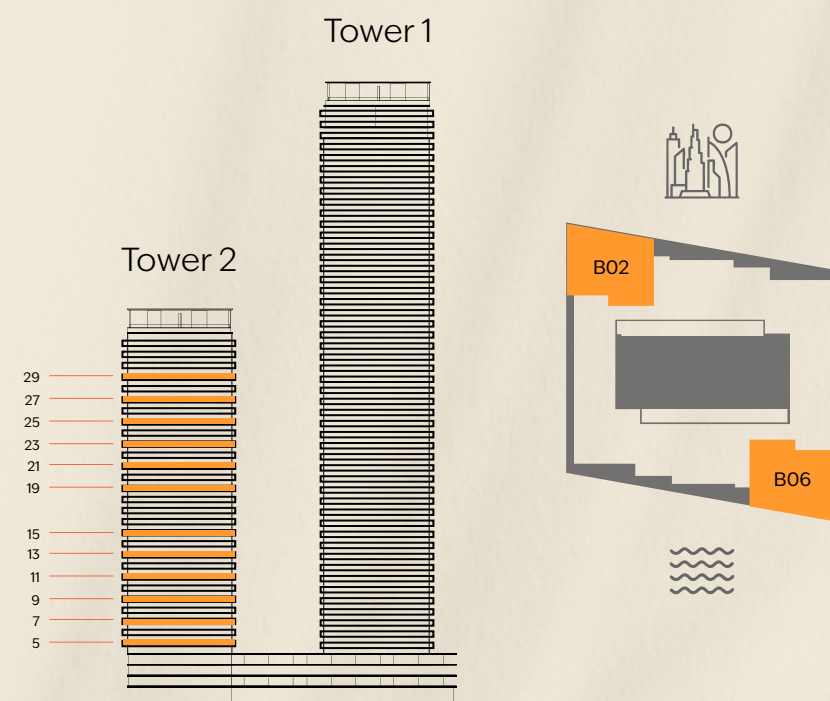
TOWER 2

Level 5, 7, 9, 11, 13, 15, 19, 21, 23, 25, 27, 29

Unit: B02, B06

Internal Area	1,086 SQ FT
External Area	264 SQ FT
Total Area	1,350 SQ FT

KEY SECTION



BEYOND

The renderings and visualisations in this brochure are for illustrative and marketing purposes only. While the information provided is accurate and reliable at the time of publication, it is important to note that only the information included in the final Sales and Purchase Agreement will carry legal significance.



ōrise

2 Bedroom TYPE B

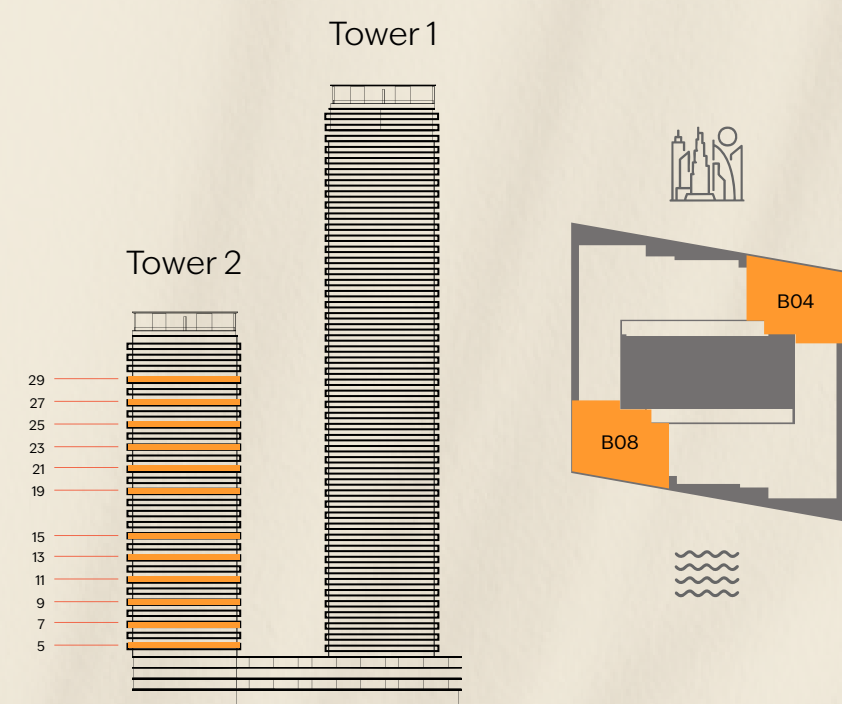
TOWER 2

Level 5, 7, 9, 11, 13, 15, 19, 21, 23, 25, 27, 29

Unit: B04, B08

Internal Area	1,010 SQ FT
External Area	247 SQ FT
Total Area	1,257 SQ FT

KEY SECTION



BEYOND

The renderings and visualisations in this brochure are for illustrative and marketing purposes only. While the information provided is accurate and reliable at the time of publication, it is important to note that only the information included in the final Sales and Purchase Agreement will carry legal significance.



Ôrise

2 Bedroom

TYPE B

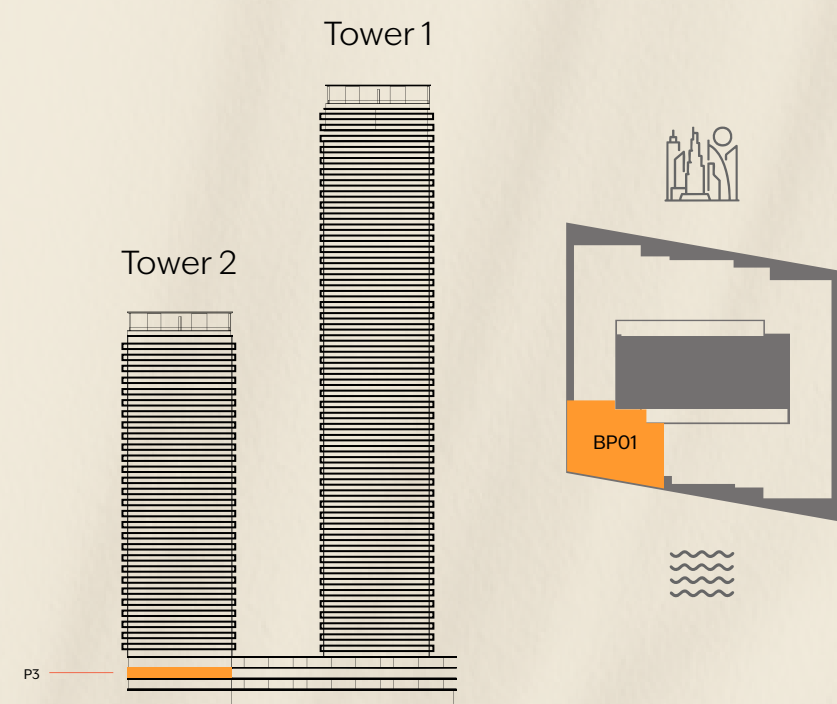
TOWER 2

Level P3

Unit: BP01

Internal Area	1,010 SQ FT
External Area	247 SQ FT
Total Area	1,257 SQ FT

KEY SECTION



BEYOND

The renderings and visualisations in this brochure are for illustrative and marketing purposes only. While the information provided is accurate and reliable at the time of publication, it is important to note that only the information included in the final Sales and Purchase Agreement will carry legal significance.



ōrise

2 Bedroom TYPE C

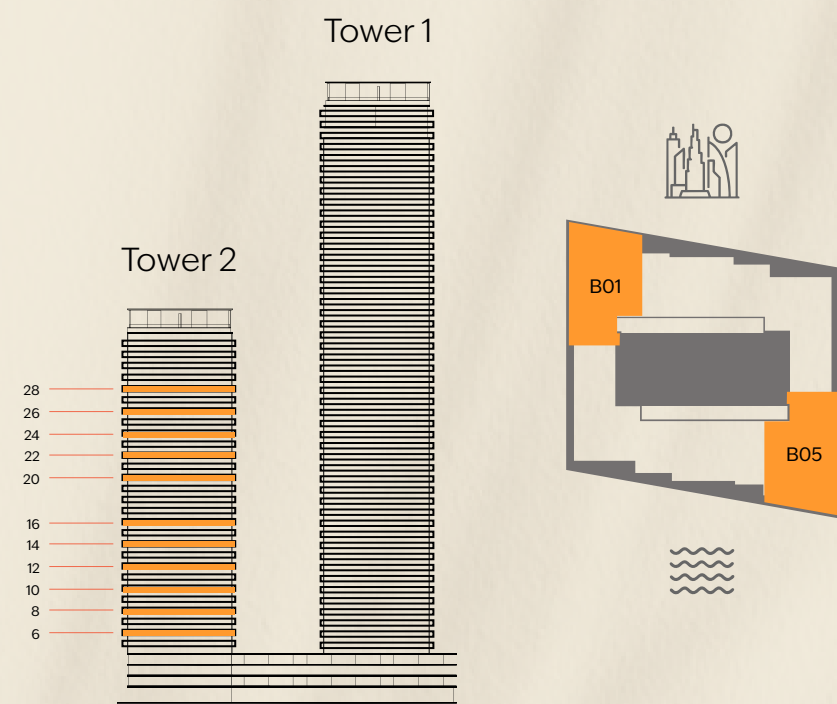
TOWER 2

Level 6, 8, 10, 12, 14, 16, 20, 22, 24, 26, 28

Unit: B01, B05

Internal Area	1,033 SQ FT
External Area	221 SQ FT
Total Area	1,254 SQ FT

KEY SECTION



BEYOND

The renderings and visualisations in this brochure are for illustrative and marketing purposes only. While the information provided is accurate and reliable at the time of publication, it is important to note that only the information included in the final Sales and Purchase Agreement will carry legal significance.



ōrise

2 Bedroom TYPE D

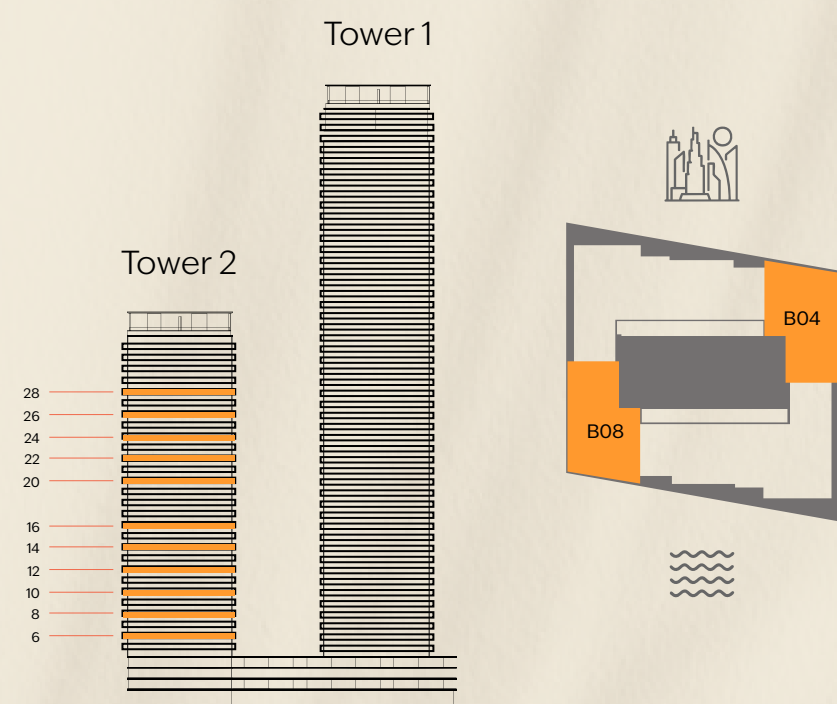
TOWER 2

Level 6, 8, 10, 12, 14, 16, 20, 22, 24, 26, 28

Unit: B04, B08

Internal Area	1,018 SQ FT
External Area	261 SQ FT
Total Area	1,279 SQ FT

KEY SECTION



BEYOND

The renderings and visualisations in this brochure are for illustrative and marketing purposes only. While the information provided is accurate and reliable at the time of publication, it is important to note that only the information included in the final Sales and Purchase Agreement will carry legal significance.





ôrise

2 Bedroom

TYPE D

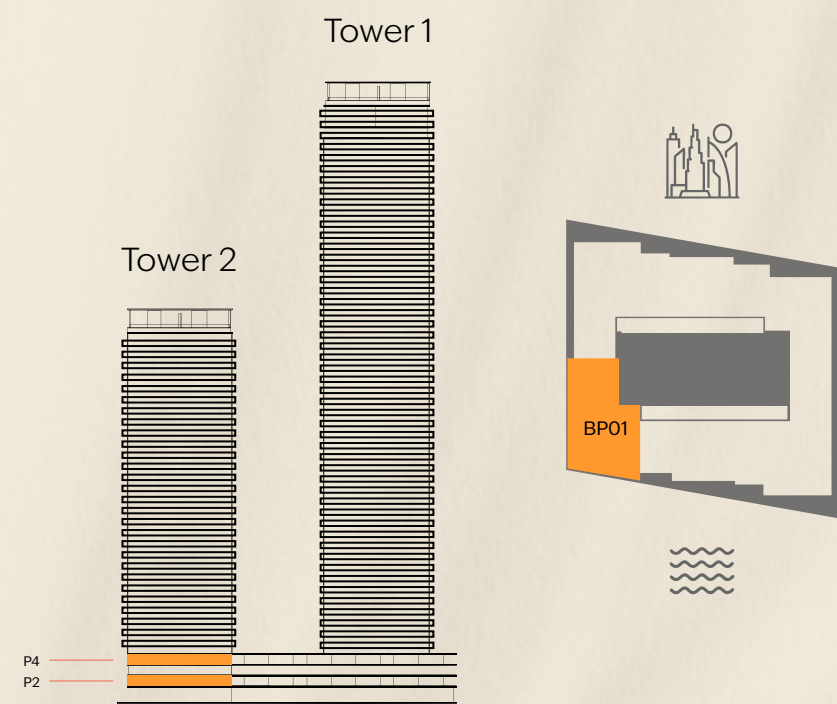
TOWER 2

Level P2, P4

Unit: BP01

Internal Area	1,018 SQ FT
External Area	261 SQ FT
Total Area	1,279 SQ FT

KEY SECTION



BEYOND

The renderings and visualisations in this brochure are for illustrative and marketing purposes only. While the information provided is accurate and reliable at the time of publication, it is important to note that only the information included in the final Sales and Purchase Agreement will carry legal significance.



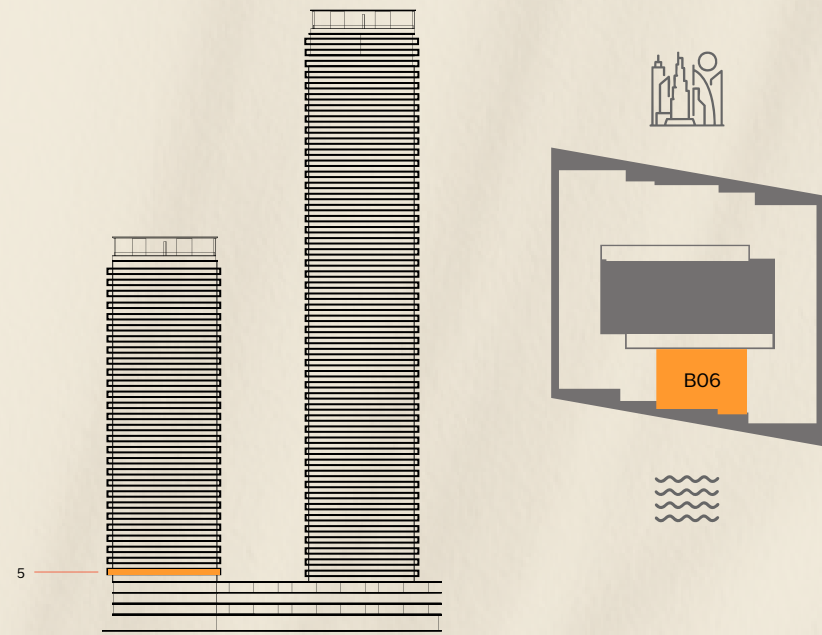
ôrise

2 Bedroom TYPE E

TOWER 2
Level 5
Unit: B06

Internal Area	1,009 SQ FT
External Area	202 SQ FT
Total Area	1,211 SQ FT

KEY SECTION



BEYOND

The renderings and visualisations in this brochure are for illustrative and marketing purposes only. While the information provided is accurate and reliable at the time of publication, it is important to note that only the information included in the final Sales and Purchase Agreement will carry legal significance.



Ôrise

2 Bedroom TYPE F

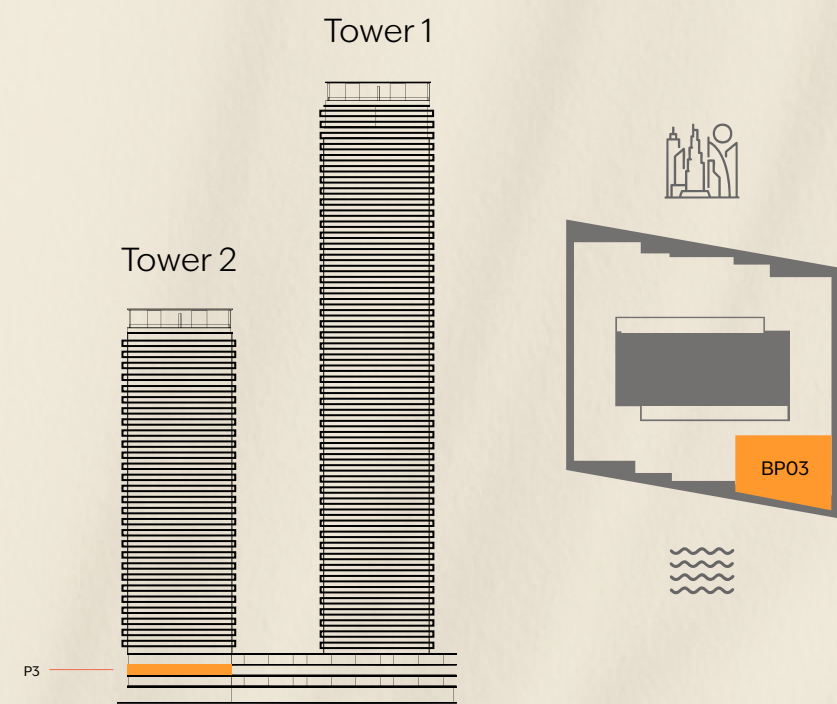
TOWER 2

Level P3

Unit: BP03

Internal Area	1,118 SQ FT
External Area	265 SQ FT
Total Area	1,453 SQ FT

KEY SECTION



BEYOND

The renderings and visualisations in this brochure are for illustrative and marketing purposes only. While the information provided is accurate and reliable at the time of publication, it is important to note that only the information included in the final Sales and Purchase Agreement will carry legal significance.





ôrise

FLOOR PLANS - CHALETS

BEYOND



ôrise

2 Bedroom

CHALET A

PODIUM

Level P2

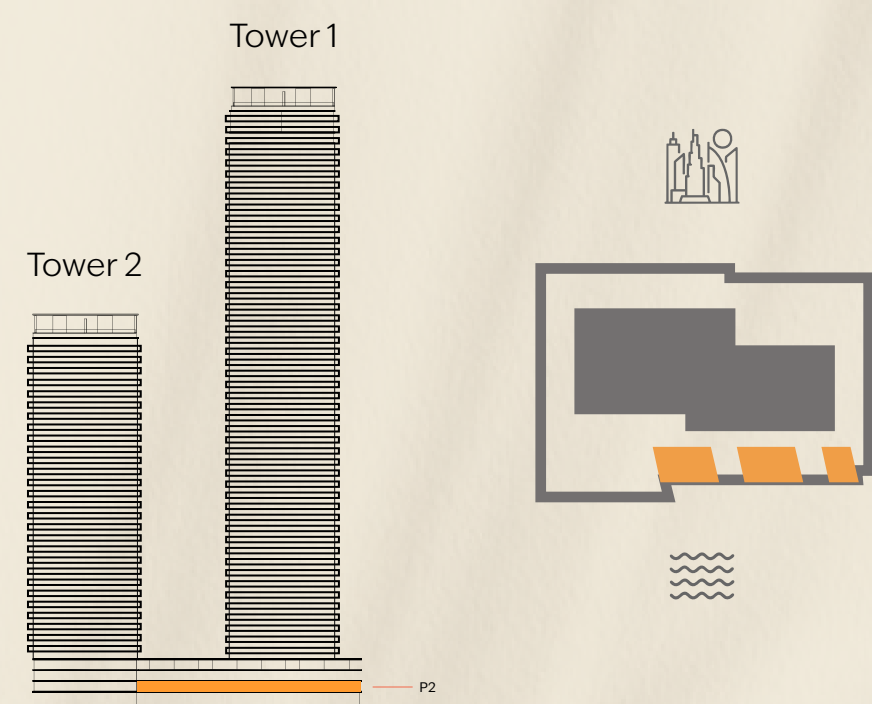
Unit: C, 01, 02, 04, 05, 07

Internal Area 1,340 SQ FT

External Area 683 SQ FT

Total Area 2,023 SQ FT

KEY SECTION



LOWER FLOOR



UPPER FLOOR (ENTRY LEVEL)



ROOF TERRACE

BEYOND

The renderings and visualisations in this brochure are for illustrative and marketing purposes only. While the information provided is accurate and reliable at the time of publication, it is important to note that only the information included in the final Sales and Purchase Agreement will carry legal significance.



ôrise

3 Bedroom CHALET B

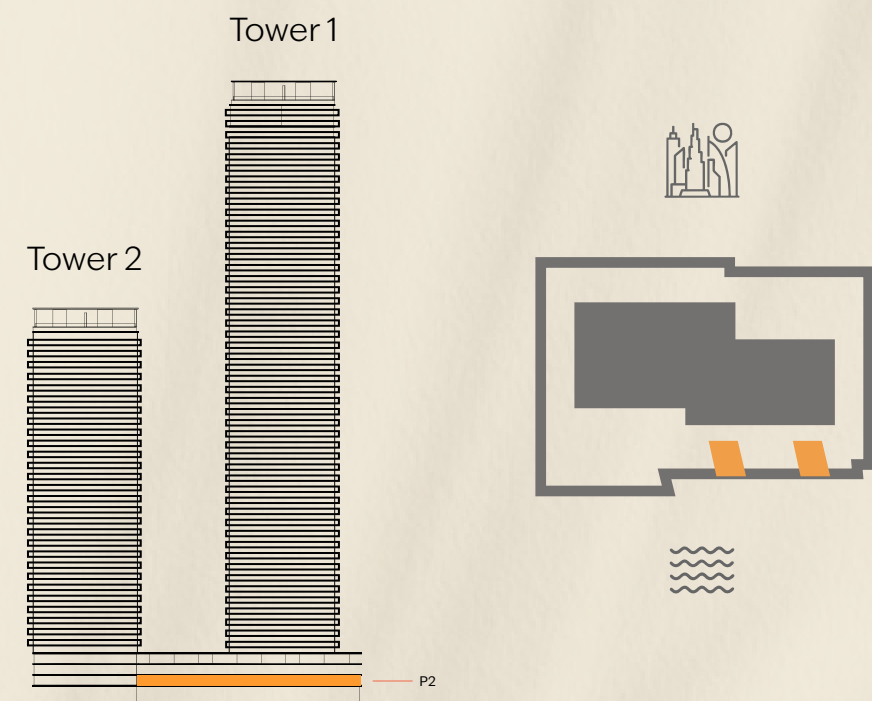
PODIUM

Level P2

Unit: C, 03, 06

Internal Area	1,612 SQ FT
External Area	863 SQ FT
Total Area	2,475 SQ FT

KEY SECTION



BEYOND

The renderings and visualisations in this brochure are for illustrative and marketing purposes only. While the information provided is accurate and reliable at the time of publication, it is important to note that only the information included in the final Sales and Purchase Agreement will carry legal significance.



LOWER FLOOR



UPPER FLOOR
(ENTRY LEVEL)



ROOF TERRACE

A woman's silhouette is shown in profile, looking towards the right. The background is a vibrant sunset with a large, bright orange sun. The image has a wavy, distorted effect, particularly over the woman's face, which is partially obscured by the text. The overall color palette is dominated by warm oranges and yellows, transitioning to cooler blues and greens on the left side.

ôrise

FLOOR PLANS - SIGNATURE COLLECTION

BEYOND

ôrise



3 Bedroom

SIGNATURE COLLECTION X

TOWER 2

Level 24

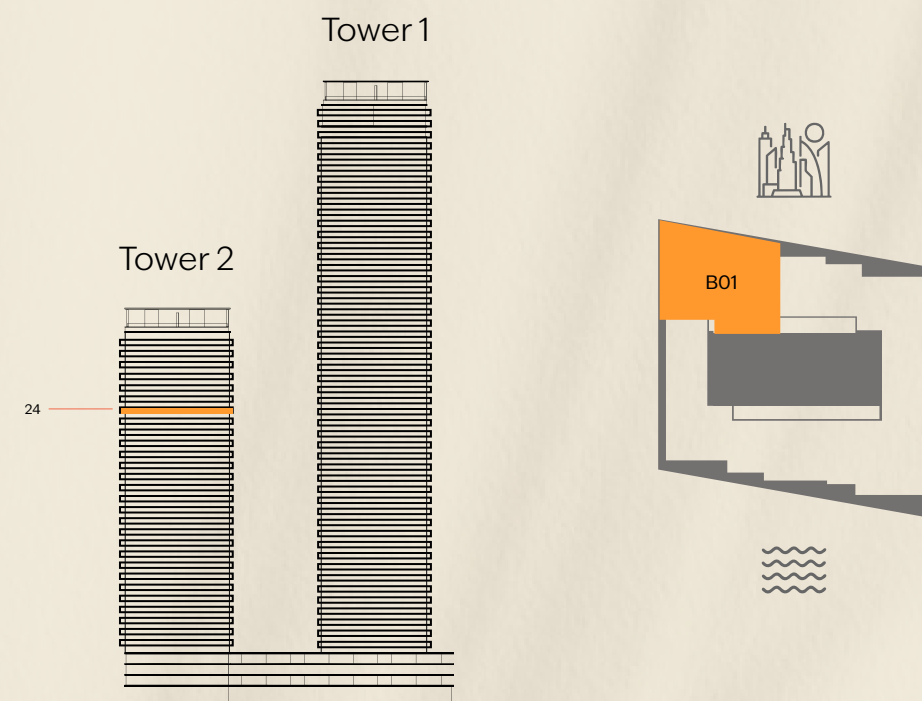
Unit: B01

Internal Area 1,773 SQ FT

External Area 370 SQ FT

Total Area 2,143 SQ FT

KEY SECTION



BEYOND

The renderings and visualisations in this brochure are for illustrative and marketing purposes only. While the information provided is accurate and reliable at the time of publication, it is important to note that only the information included in the final Sales and Purchase Agreement will carry legal significance.



ôrise



3 Bedroom

SIGNATURE COLLECTION X

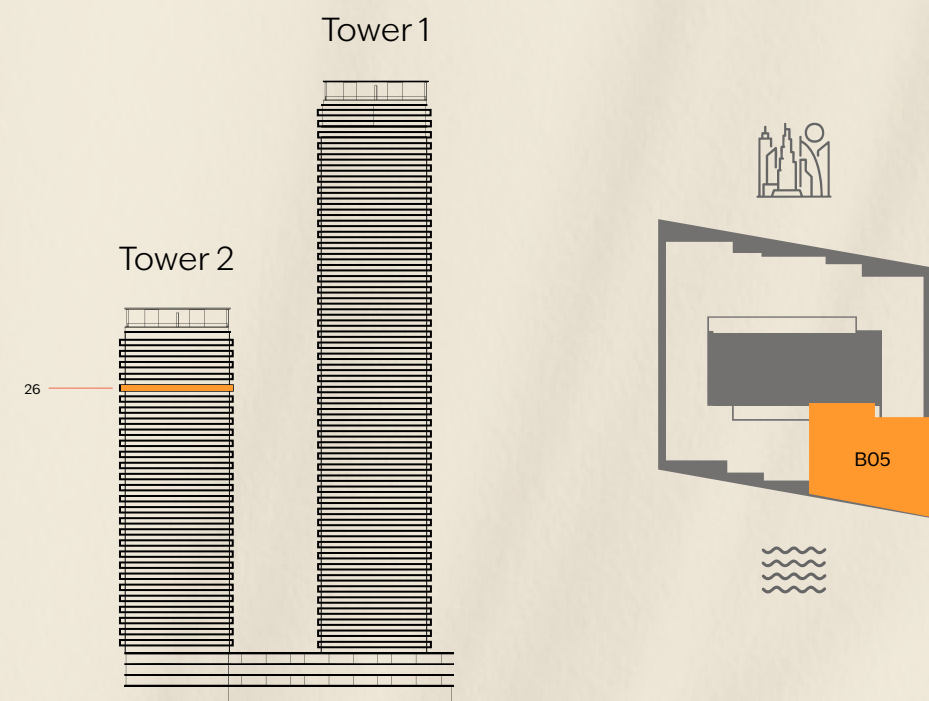
TOWER 2

Level 26

Unit: B05

Internal Area	1,773 SQ FT
External Area	370 SQ FT
Total Area	2,143 SQ FT

KEY SECTION



BEYOND

The renderings and visualisations in this brochure are for illustrative and marketing purposes only. While the information provided is accurate and reliable at the time of publication, it is important to note that only the information included in the final Sales and Purchase Agreement will carry legal significance.



4 Bedroom

SIGNATURE COLLECTION W

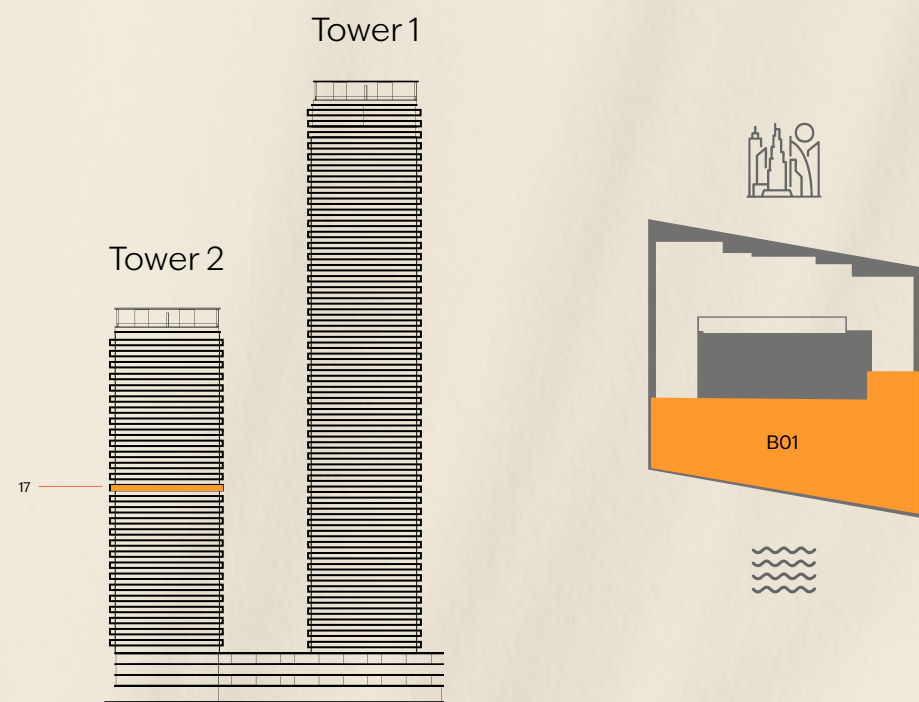
TOWER 2

Level 17

Unit: B01

Internal Area	3,802 SQ FT
External Area	1,869 SQ FT
Total Area	5,671 SQ FT

KEY SECTION



BEYOND



LOWER LEVEL
(ENTRY LEVEL)



UPPER LEVEL

A woman's silhouette is shown in profile, looking towards a large, bright sun. The image has a wavy, distorted effect, particularly around the sun and the woman's face. The background is a gradient of blue and orange.

ôrise

FLOOR PLANS - PENTHOUSES

BEYOND

ōrise

4 Bedroom PENTHOUSE C1

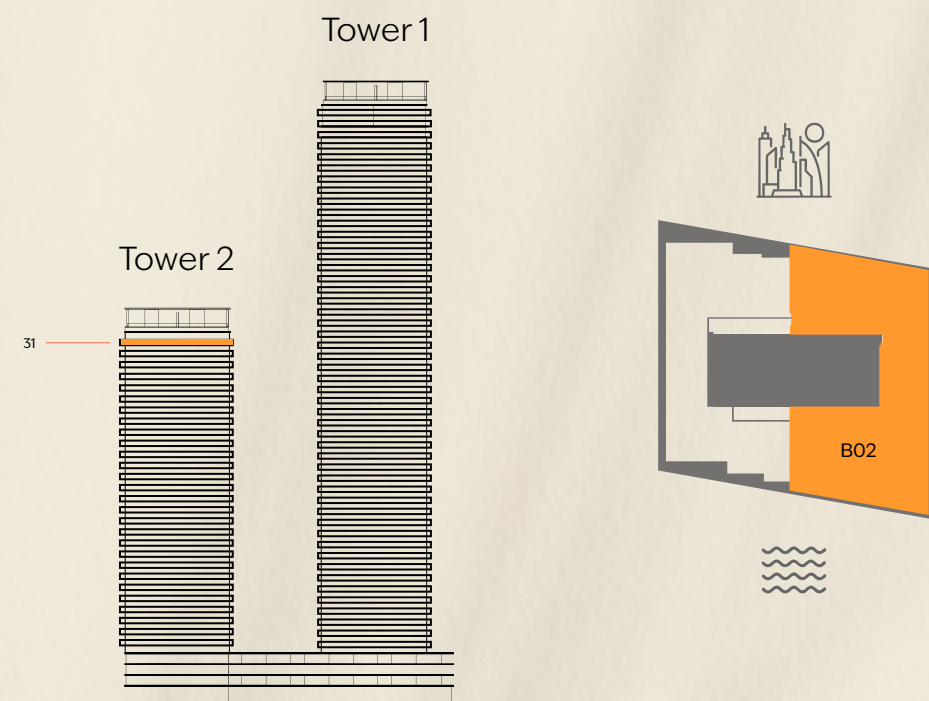
TOWER 2

Level 31

Unit: B02

Internal Area	3,279 SQ FT
External Area	3,575 SQ FT
Total Area	6,854 SQ FT

KEY SECTION



BEYOND

The renderings and visualisations in this brochure are for illustrative and marketing purposes only. While the information provided is accurate and reliable at the time of publication, it is important to note that only the information included in the final Sales and Purchase Agreement will carry legal significance.



LOWER FLOOR



ROOF TERRACE



ōrise

4 Bedroom PENTHOUSE C2

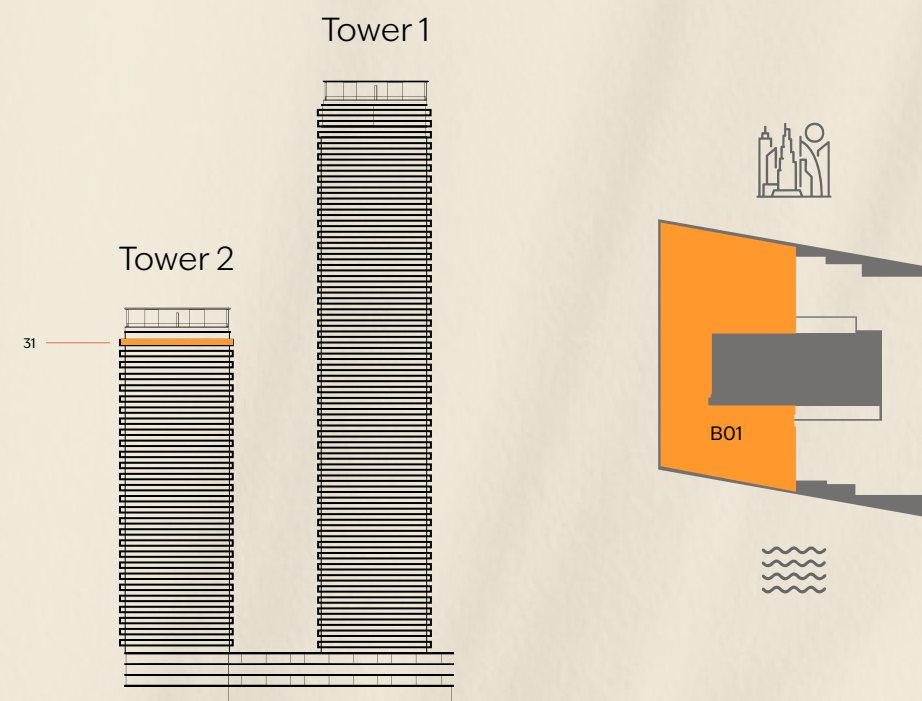
TOWER 2

Level 31

Unit: B01

Internal Area	3,278 SQ FT
External Area	3,456 SQ FT
Total Area	6,734 SQ FT

KEY SECTION



BEYOND

The renderings and visualisations in this brochure are for illustrative and marketing purposes only. While the information provided is accurate and reliable at the time of publication, it is important to note that only the information included in the final Sales and Purchase Agreement will carry legal significance.



LOWER FLOOR



ROOF TERRACE

ōrise

4 Bedroom PENTHOUSE C3

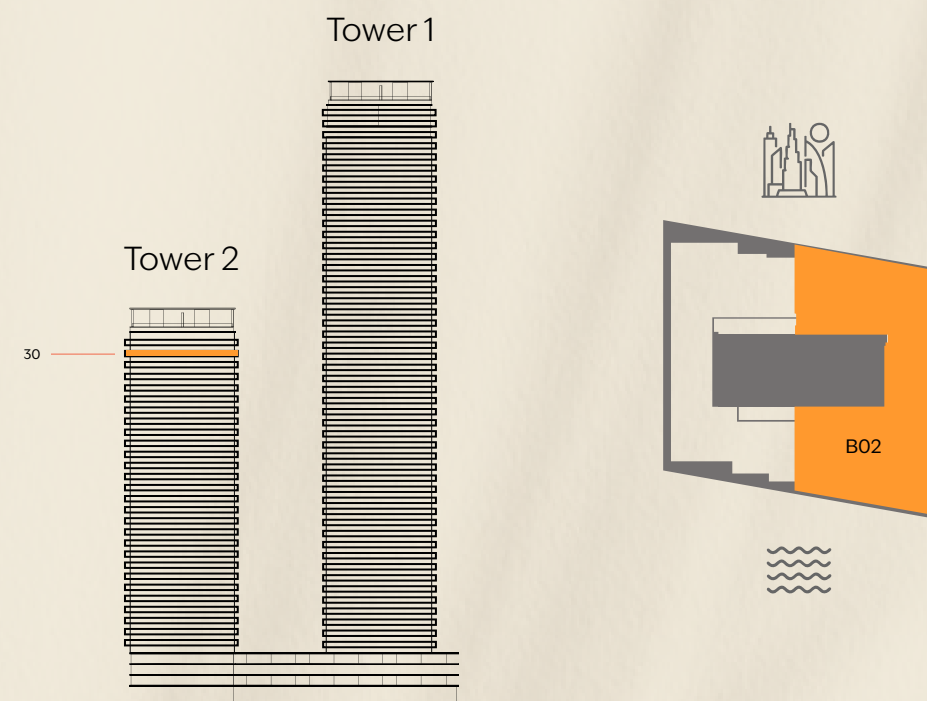
TOWER 2

Level 30

Unit: B02

Internal Area	3,123 SQ FT
External Area	981 SQ FT
Total Area	4,104 SQ FT

KEY SECTION



BEYOND

The renderings and visualisations in this brochure are for illustrative and marketing purposes only. While the information provided is accurate and reliable at the time of publication, it is important to note that only the information included in the final Sales and Purchase Agreement will carry legal significance.



ôrise

4 Bedroom PENTHOUSE C4

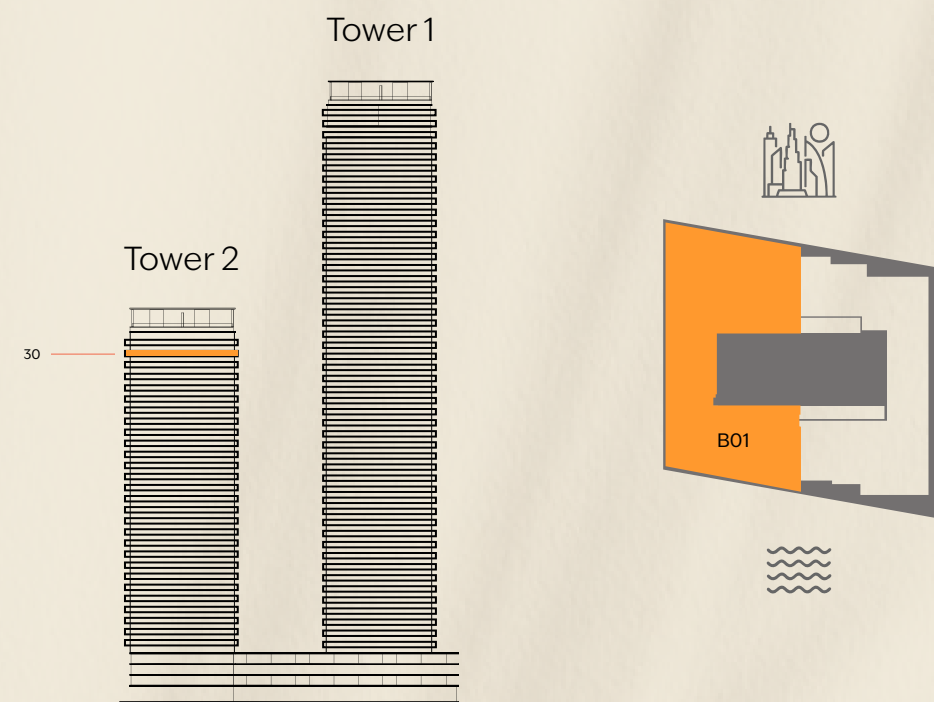
TOWER 2

Level 30

Unit: B01

Internal Area	3,126 SQ FT
External Area	957 SQ FT
Total Area	4,083 SQ FT

KEY SECTION



BEYOND

The renderings and visualisations in this brochure are for illustrative and marketing purposes only. While the information provided is accurate and reliable at the time of publication, it is important to note that only the information included in the final Sales and Purchase Agreement will carry legal significance.





ôrise

BEYOND

A woman's silhouette is shown in profile, looking towards the right. Her face is obscured by a series of horizontal, wavy, overlapping bands of color, creating a distorted, ethereal effect. The background is a gradient from a deep teal on the left to a bright orange on the right, with a large, glowing sun or moon in the center. The overall mood is serene and artistic.

ôrise

FLOOR PLANS - TOWER 1

BEYOND

ōrise

1 Bedroom

TYPE A1

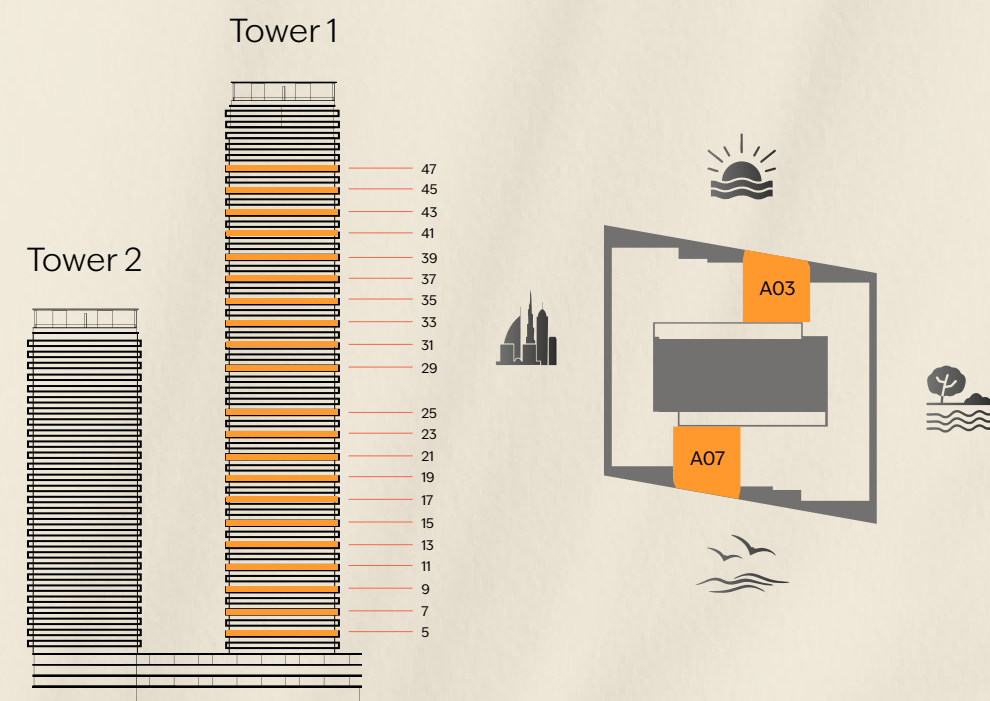
TOWER 1

Level 5, 7, 9, 11, 13, 15, 17, 19, 21, 23, 25, 29, 31, 33,
35, 37, 39, 41, 43, 45, 47

Unit: A03, A07

Internal Area	607 SQ FT
External Area	111 SQ FT
Total Area	718 SQ FT

KEY SECTION



BEYOND

The renderings and visualisations in this brochure are for illustrative and marketing purposes only. While the information provided is accurate and reliable at the time of publication, it is important to note that only the information included in the final Sales and Purchase Agreement will carry legal significance.



ōrise

1 Bedroom

TYPE A1

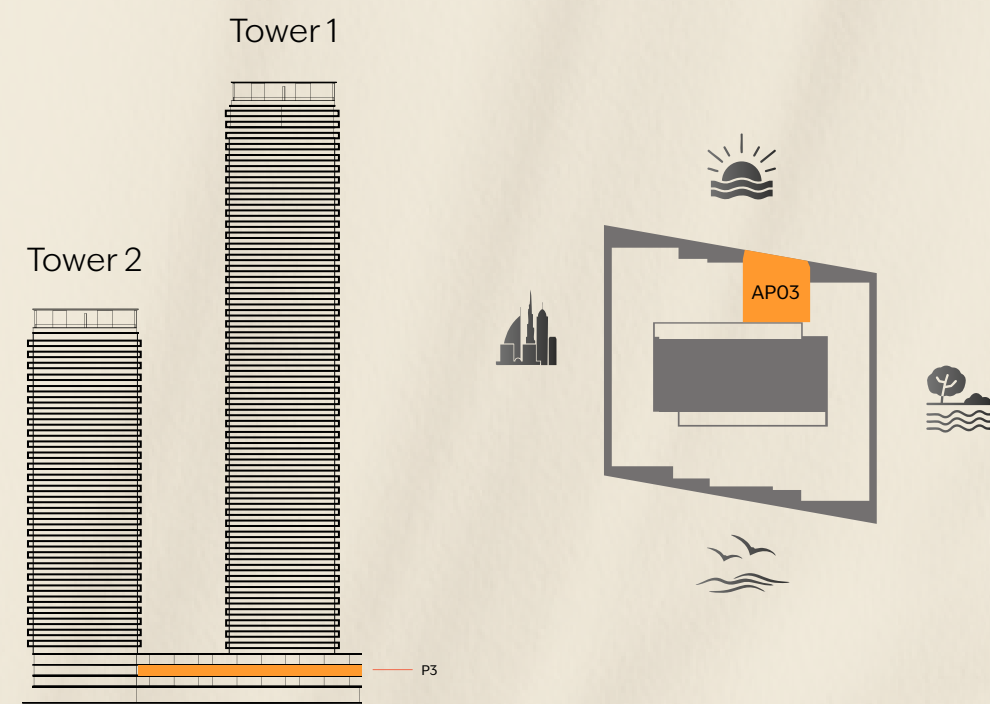
TOWER 1

Level P3

Unit: AP03

Internal Area	607 SQ FT
External Area	111 SQ FT
Total Area	718 SQ FT

KEY SECTION



BEYOND

The renderings and visualisations in this brochure are for illustrative and marketing purposes only. While the information provided is accurate and reliable at the time of publication, it is important to note that only the information included in the final Sales and Purchase Agreement will carry legal significance.



1 Bedroom

TYPE A2

TOWER 1

Level 5, 7, 9, 11, 13, 15, 17, 19, 21, 23, 25, 29, 31, 33,
35, 37, 39, 41, 43, 45, 47

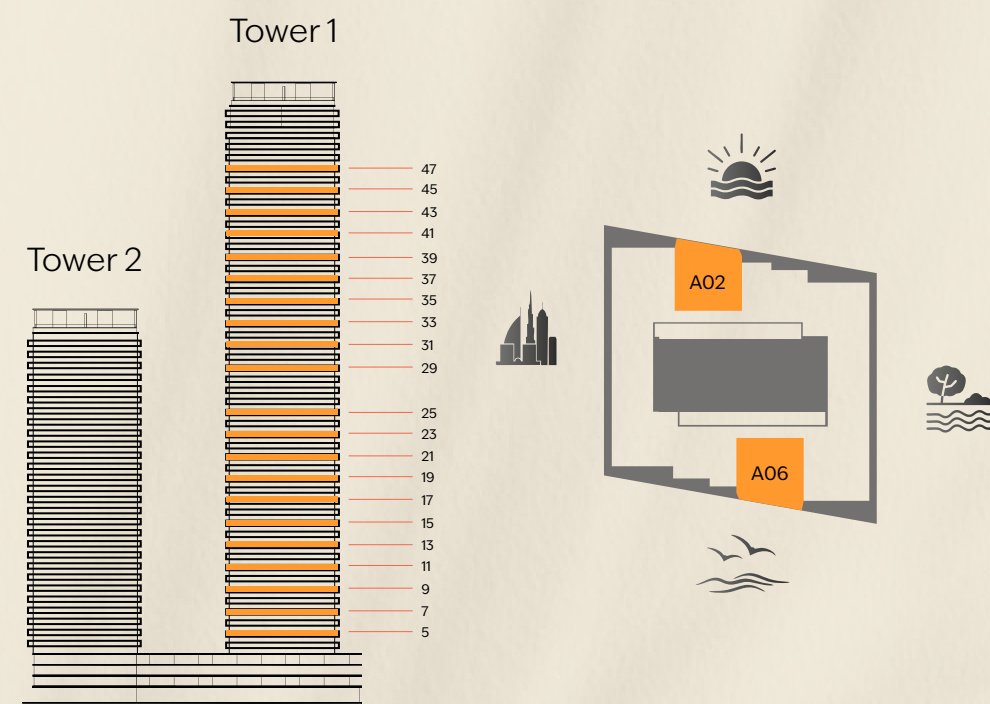
Unit: A02, A06

Internal Area 686 SQ FT

External Area 141 SQ FT

Total Area 827 SQ FT

KEY SECTION



BEYOND

The renderings and visualisations in this brochure are for illustrative and marketing purposes only. While the information provided is accurate and reliable at the time of publication, it is important to note that only the information included in the final Sales and Purchase Agreement will carry legal significance.

ōrise

1 Bedroom

TYPE A2

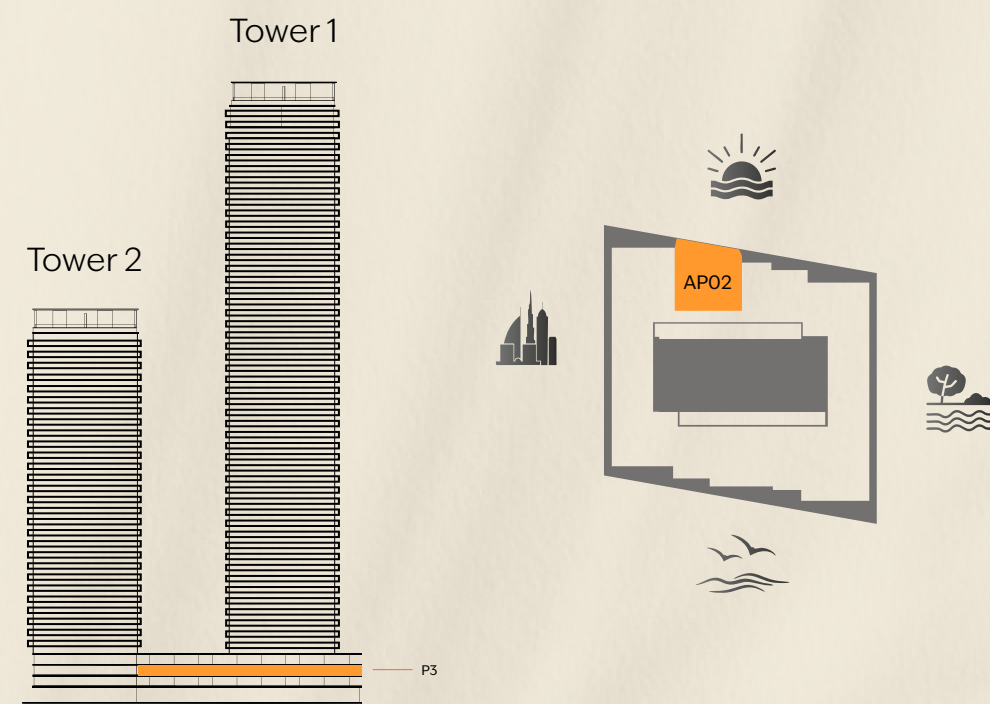
TOWER 1

Level P3

Unit: AP02

Internal Area	686 SQ FT
External Area	141 SQ FT
Total Area	827 SQ FT

KEY SECTION



BEYOND

The renderings and visualisations in this brochure are for illustrative and marketing purposes only. While the information provided is accurate and reliable at the time of publication, it is important to note that only the information included in the final Sales and Purchase Agreement will carry legal significance.



ōrise

1 Bedroom

TYPE A3

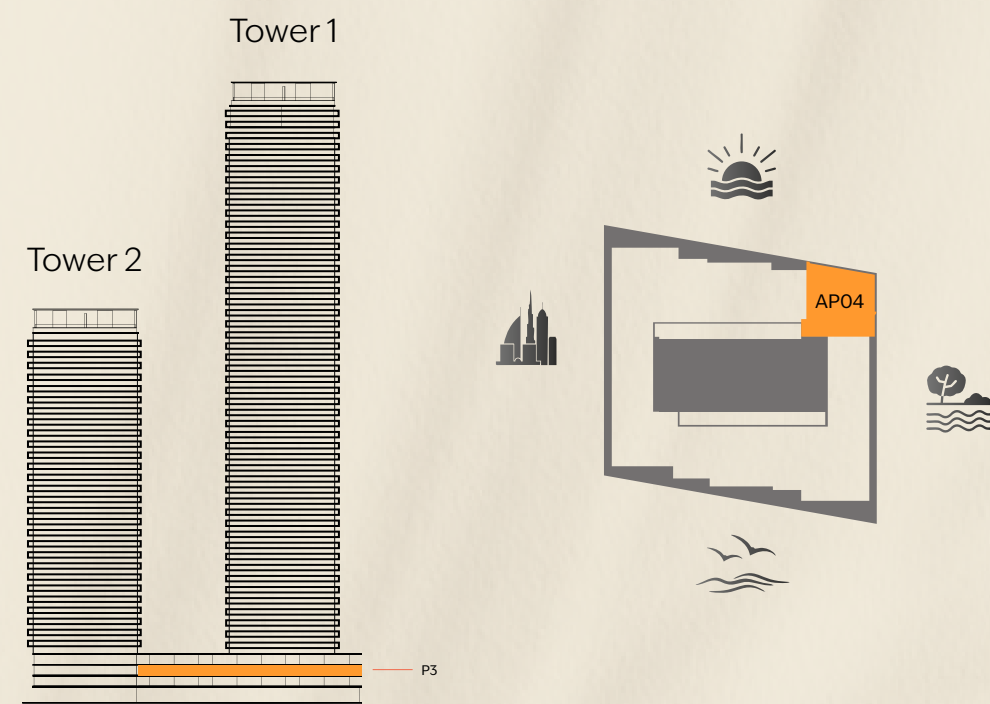
TOWER 1

Level P3

Unit: AP04

Internal Area	575 SQ FT
External Area	270 SQ FT
Total Area	845 SQ FT

KEY SECTION



BEYOND

The renderings and visualisations in this brochure are for illustrative and marketing purposes only. While the information provided is accurate and reliable at the time of publication, it is important to note that only the information included in the final Sales and Purchase Agreement will carry legal significance.



ōrise

1 Bedroom

TYPE A4

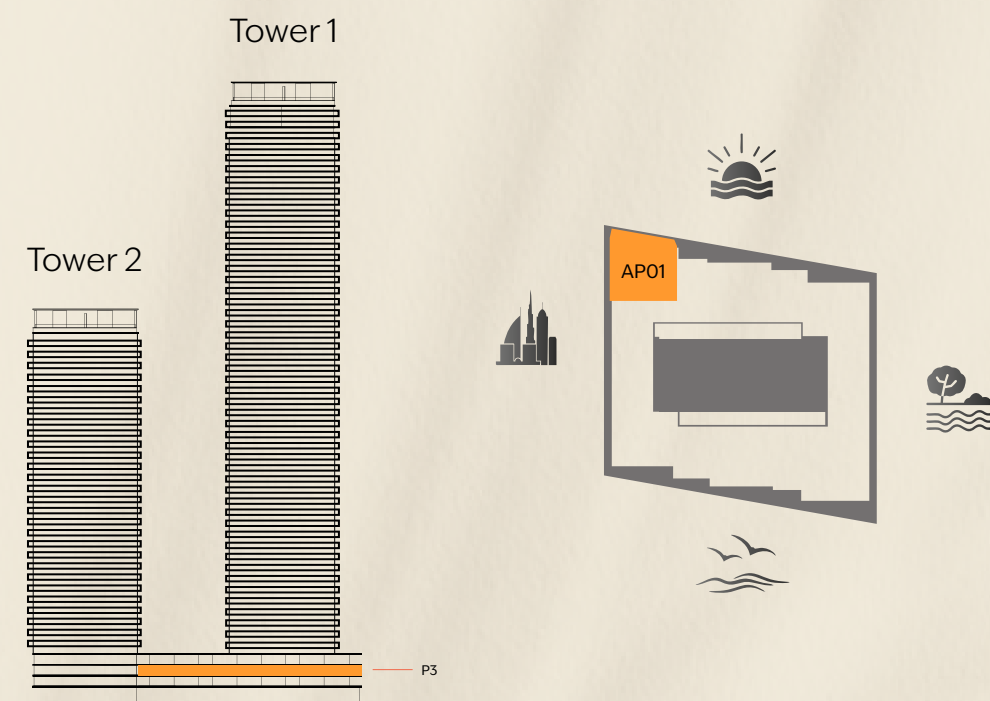
TOWER 1

Level P3

Unit: AP01

Internal Area	758 SQ FT
External Area	232 SQ FT
Total Area	990 SQ FT

KEY SECTION



BEYOND

The renderings and visualisations in this brochure are for illustrative and marketing purposes only. While the information provided is accurate and reliable at the time of publication, it is important to note that only the information included in the final Sales and Purchase Agreement will carry legal significance.



1 Bedroom

TYPE B

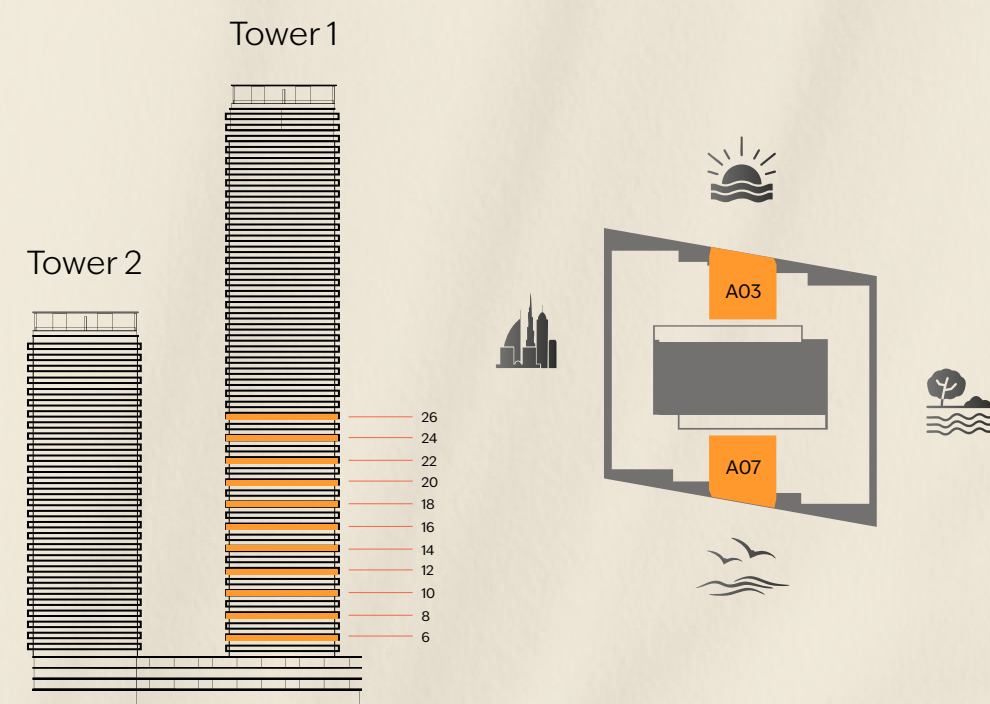
TOWER 1

Level 6, 8, 10, 12, 14, 16, 18, 20, 22, 24, 26

Unit: A03, A07

Internal Area	635 SQ FT
External Area	131 SQ FT
Total Area	766 SQ FT

KEY SECTION



BEYOND

The renderings and visualisations in this brochure are for illustrative and marketing purposes only. While the information provided is accurate and reliable at the time of publication, it is important to note that only the information included in the final Sales and Purchase Agreement will carry legal significance.

1 Bedroom

TYPE B

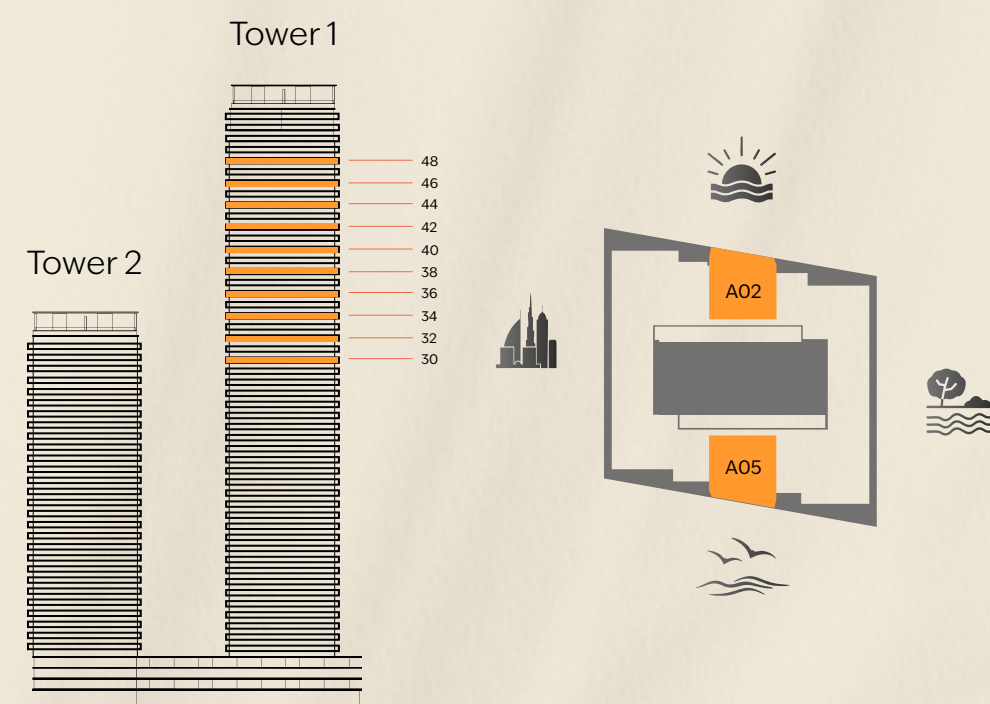
TOWER 1

Level 30, 32, 34, 36, 38, 40, 42, 44, 46, 48

Unit: A02, A05

Internal Area	635 SQ FT
External Area	131 SQ FT
Total Area	766 SQ FT

KEY SECTION



BEYOND

The renderings and visualisations in this brochure are for illustrative and marketing purposes only. While the information provided is accurate and reliable at the time of publication, it is important to note that only the information included in the final Sales and Purchase Agreement will carry legal significance.



ōrise

1 Bedroom

TYPE B

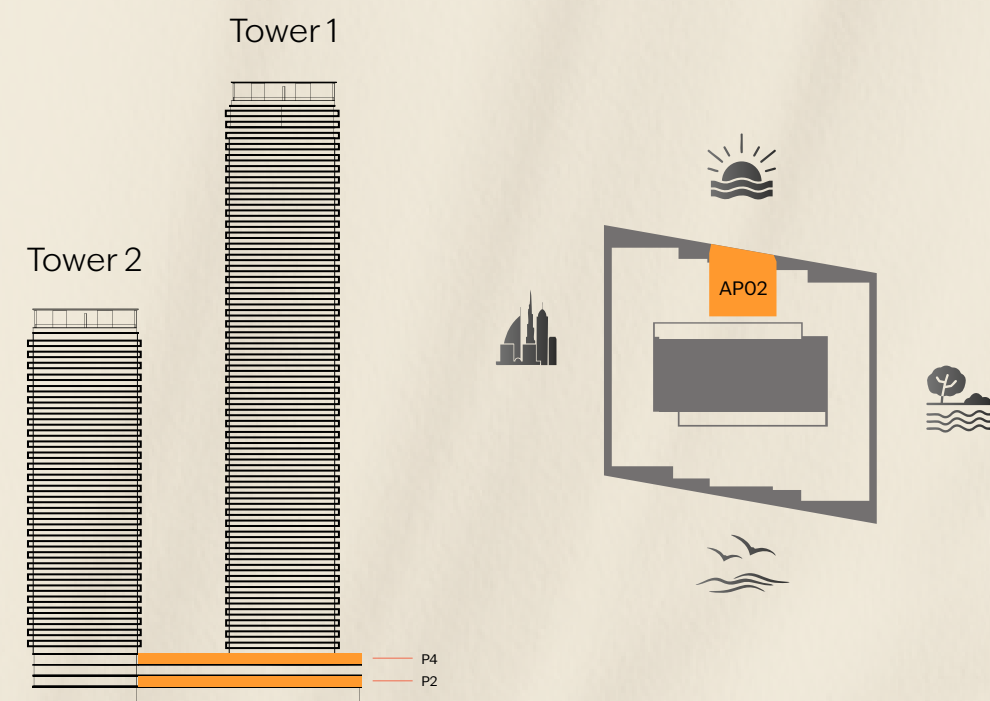
TOWER 1

Level P2, P4

Unit: AP02

Internal Area	635 SQ FT
External Area	131 SQ FT
Total Area	766 SQ FT

KEY SECTION



BEYOND

The renderings and visualisations in this brochure are for illustrative and marketing purposes only. While the information provided is accurate and reliable at the time of publication, it is important to note that only the information included in the final Sales and Purchase Agreement will carry legal significance.



ōrise

1 Bedroom

TYPE C

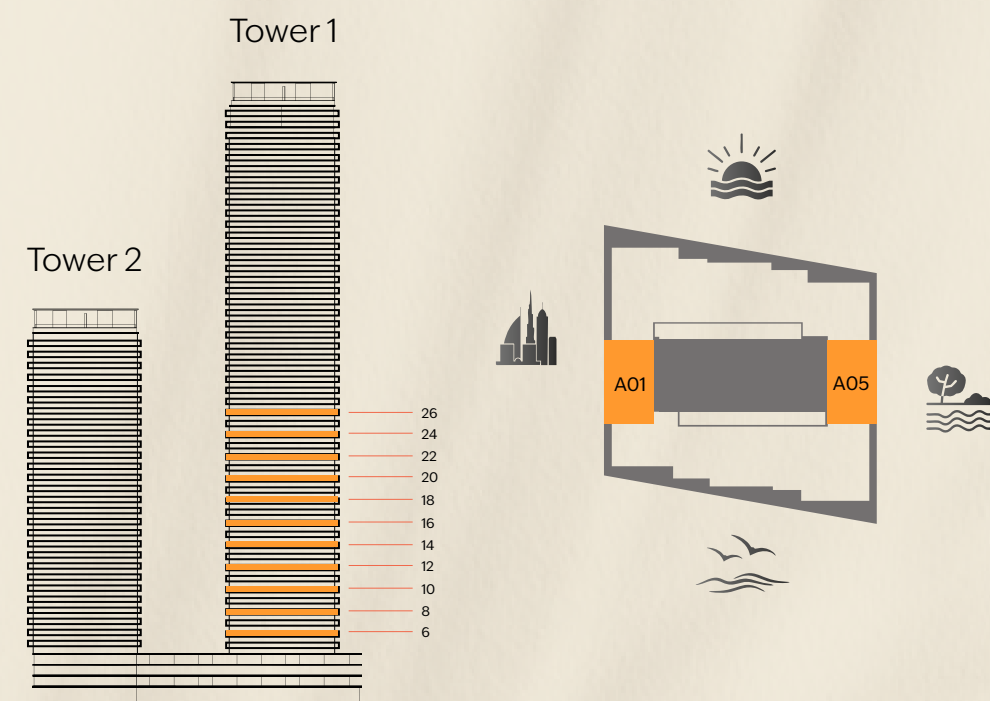
TOWER 1

Level 6, 8, 10, 12, 14, 16, 18, 20, 22, 24, 26

Unit: A01, A05

Internal Area	648 SQ FT
External Area	42 SQ FT
Total Area	690 SQ FT

KEY SECTION



BEYOND

The renderings and visualisations in this brochure are for illustrative and marketing purposes only. While the information provided is accurate and reliable at the time of publication, it is important to note that only the information included in the final Sales and Purchase Agreement will carry legal significance.



ôrise

2 Bedroom TYPE A

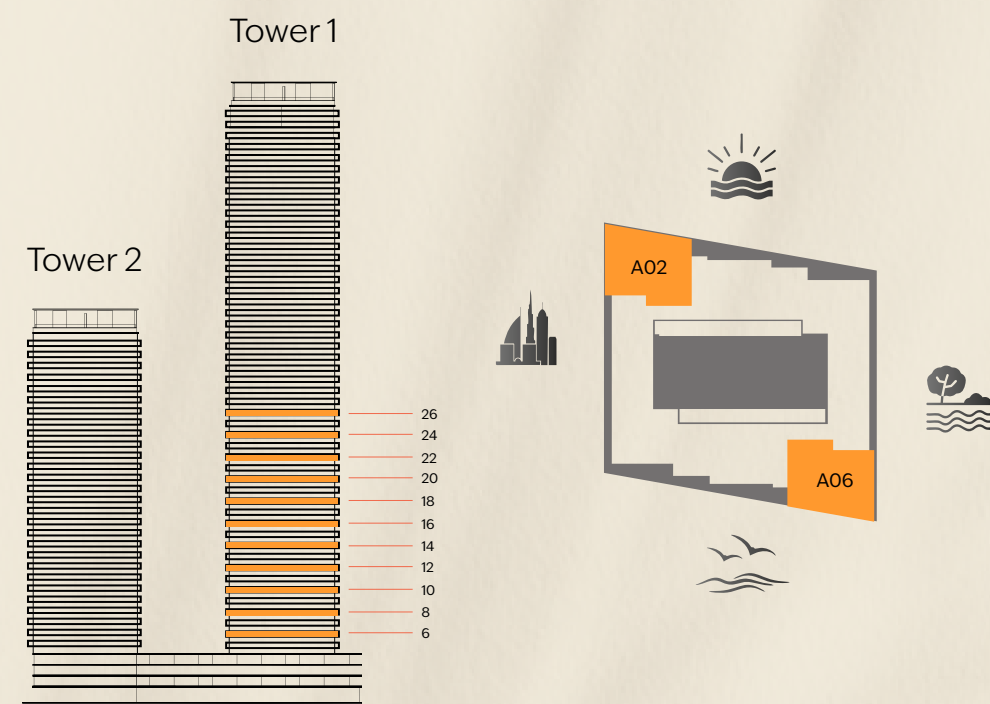
TOWER 1

Level 6, 8, 10, 12, 14, 16, 18, 20, 22, 24, 26

Unit: A02, A06

Internal Area	1,086 SQ FT
External Area	264 SQ FT
Total Area	1,350 SQ FT

KEY SECTION



BEYOND

The renderings and visualisations in this brochure are for illustrative and marketing purposes only. While the information provided is accurate and reliable at the time of publication, it is important to note that only the information included in the final Sales and Purchase Agreement will carry legal significance.



ôrise

2 Bedroom

TYPE A

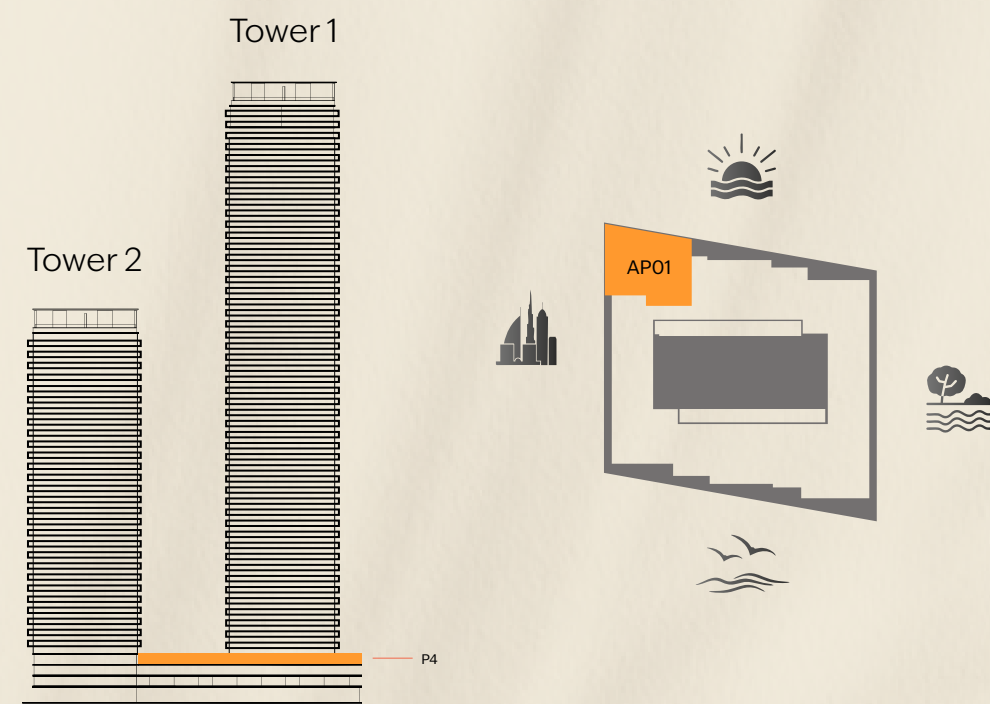
TOWER 1

Level P4

Unit: AP01

Internal Area	1,086 SQ FT
External Area	264 SQ FT
Total Area	1,350 SQ FT

KEY SECTION



BEYOND

The renderings and visualisations in this brochure are for illustrative and marketing purposes only. While the information provided is accurate and reliable at the time of publication, it is important to note that only the information included in the final Sales and Purchase Agreement will carry legal significance.



ôrise

2 Bedroom

TYPE B

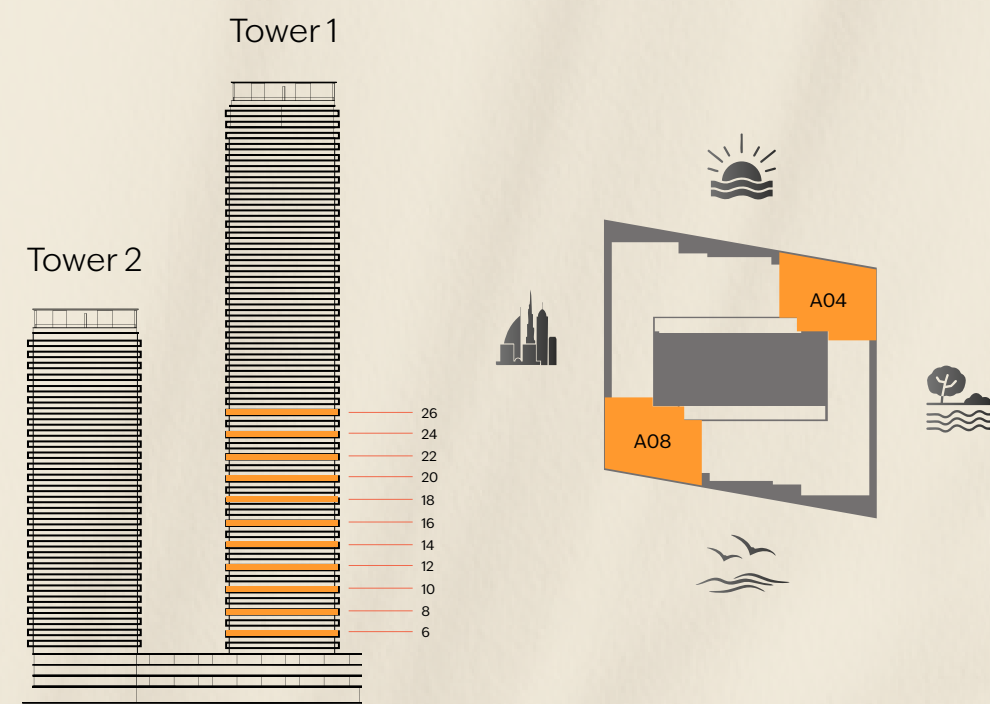
TOWER 1

Level 6, 8, 10, 12, 13, 14, 16, 18, 20, 21, 22, 24, 26

Unit: A04, A08

Internal Area	1,010 SQ FT
External Area	247 SQ FT
Total Area	1,257 SQ FT

KEY SECTION



BEYOND

The renderings and visualisations in this brochure are for illustrative and marketing purposes only. While the information provided is accurate and reliable at the time of publication, it is important to note that only the information included in the final Sales and Purchase Agreement will carry legal significance.



ôrise

2 Bedroom

TYPE B

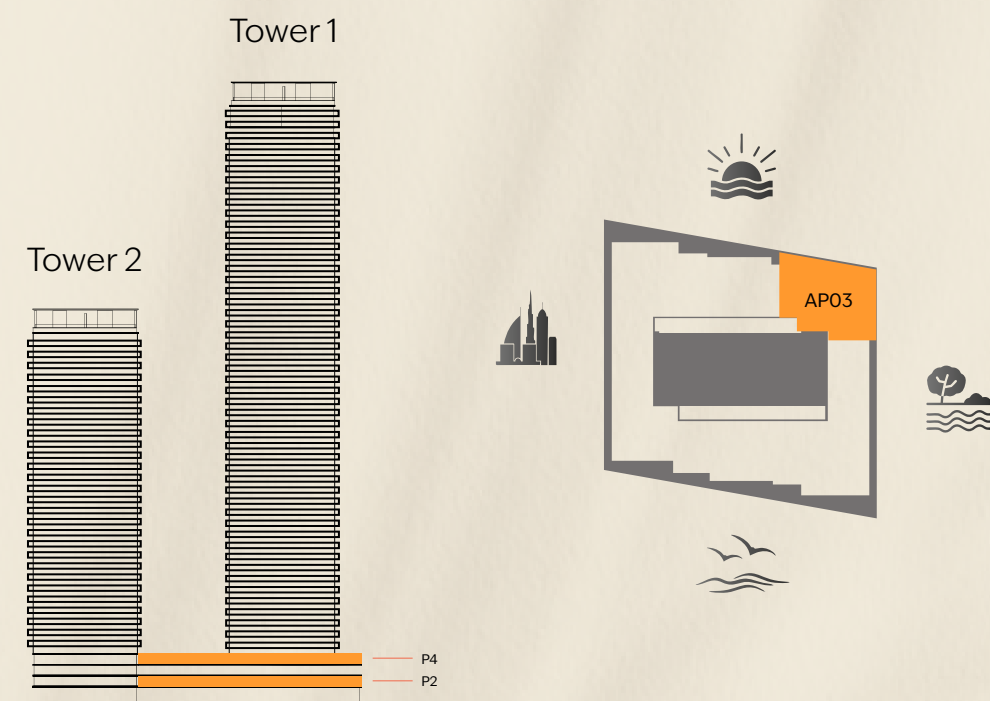
TOWER 1

Level P2, P4

Unit: AP03

Internal Area	1,010 SQ FT
External Area	247 SQ FT
Total Area	1,257 SQ FT

KEY SECTION



BEYOND

The renderings and visualisations in this brochure are for illustrative and marketing purposes only. While the information provided is accurate and reliable at the time of publication, it is important to note that only the information included in the final Sales and Purchase Agreement will carry legal significance.



Ôrise

2 Bedroom TYPE C

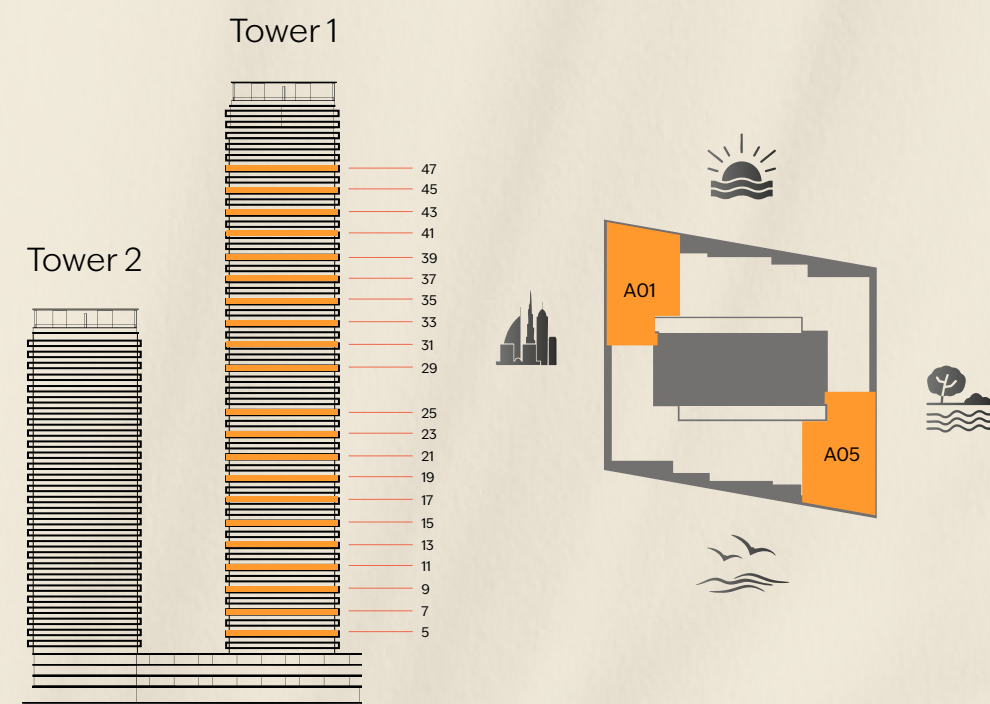
TOWER 1

Level 5, 7, 9, 11, 13, 15, 17, 19, 21, 23, 25, 29, 31, 33,
35, 37, 39, 41, 43, 45, 47

Unit: A01, A05

Internal Area	1,033 SQ FT
External Area	221 SQ FT
Total Area	1,254 SQ FT

KEY SECTION



BEYOND

The renderings and visualisations in this brochure are for illustrative and marketing purposes only. While the information provided is accurate and reliable at the time of publication, it is important to note that only the information included in the final Sales and Purchase Agreement will carry legal significance.



ôrise

2 Bedroom TYPE D

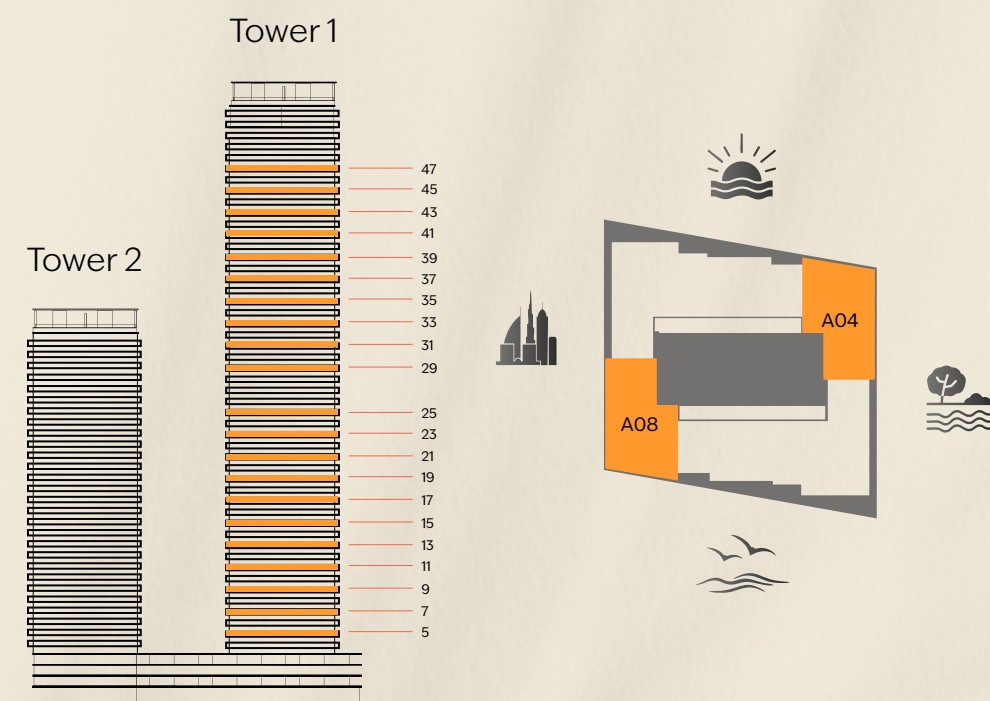
TOWER 1

Level 5, 7, 9, 11, 13, 15, 17, 19, 21, 23, 25, 29, 31, 33,
35, 37, 39, 41, 43, 45, 47

Unit: A04, A08

Internal Area	1,018 SQ FT
External Area	261 SQ FT
Total Area	1,279 SQ FT

KEY SECTION



BEYOND

The renderings and visualisations in this brochure are for illustrative and marketing purposes only. While the information provided is accurate and reliable at the time of publication, it is important to note that only the information included in the final Sales and Purchase Agreement will carry legal significance.



ōrise

2 Bedroom

TYPE G


TOWER 1

Level P2

Unit: AP01

Internal Area	1,178 SQ FT
External Area	244 SQ FT
Total Area	1,422 SQ FT

KEY SECTION



BEYOND

The renderings and visualisations in this brochure are for illustrative and marketing purposes only. While the information provided is accurate and reliable at the time of publication, it is important to note that only the information included in the final Sales and Purchase Agreement will carry legal significance.



ōrise

3 Bedroom TYPE A

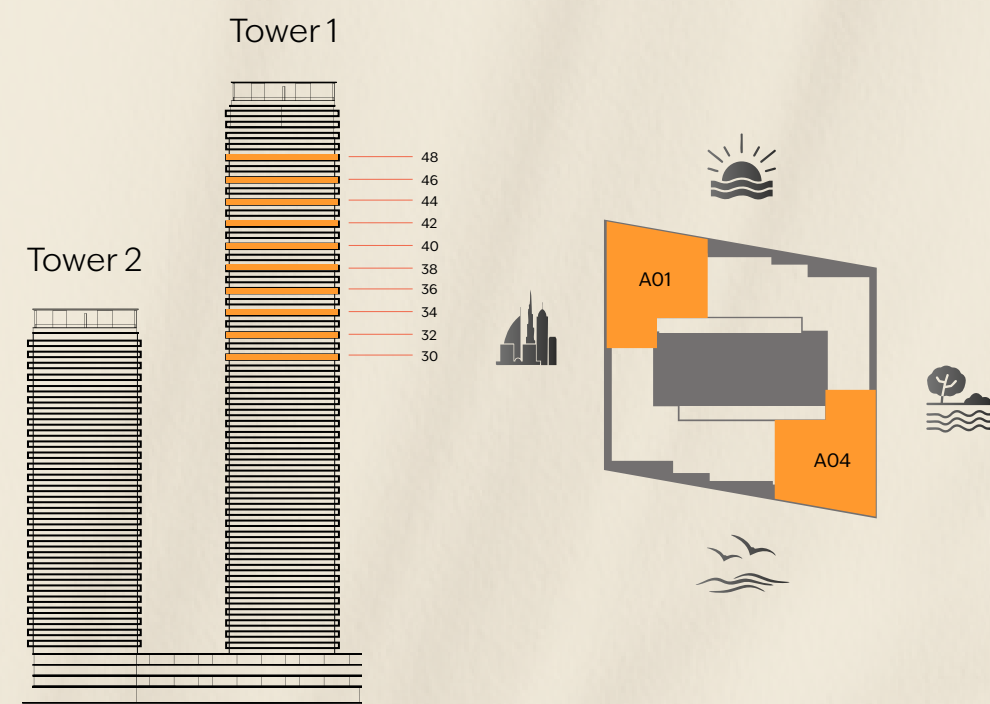
TOWER 1

Level 30, 32, 34, 36, 38, 40, 42, 44, 46, 48

Unit: A01, A04

Internal Area	1,388 SQ FT
External Area	302 SQ FT
Total Area	1,690 SQ FT

KEY SECTION



BEYOND

The renderings and visualisations in this brochure are for illustrative and marketing purposes only. While the information provided is accurate and reliable at the time of publication, it is important to note that only the information included in the final Sales and Purchase Agreement will carry legal significance.



ōrise

3 Bedroom TYPE B

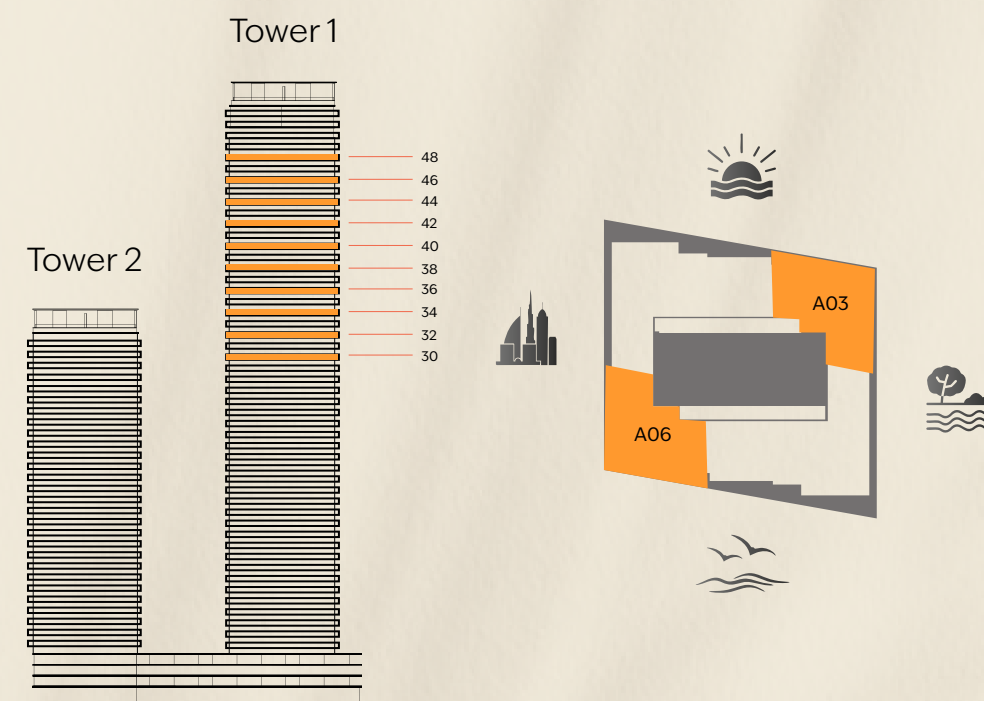
TOWER 1

Level 30, 32, 34, 36, 38, 40, 42, 44, 46, 48

Unit: A03, A06

Internal Area	1,343 SQ FT
External Area	281 SQ FT
Total Area	1,624 SQ FT

KEY SECTION



BEYOND

The renderings and visualisations in this brochure are for illustrative and marketing purposes only. While the information provided is accurate and reliable at the time of publication, it is important to note that only the information included in the final Sales and Purchase Agreement will carry legal significance.



A woman's silhouette is shown in profile, looking upwards. Her face is obscured by a large, bright sun that has a wavy, distorted effect over it, creating a ripple-like pattern. The background is a gradient of blue and orange. The word "ôrise" is written in white, lowercase letters across the woman's face.

ôrise

BEYOND