

# The Building Configuration

## MERIVA SUNSET



- Rooftop
- 20<sup>th</sup> Floor
- 19<sup>th</sup> Floor
- 18<sup>th</sup> Floor
- 17<sup>th</sup> Floor
- 16<sup>th</sup> Floor
- 15<sup>th</sup> Floor
- 14<sup>th</sup> Floor
- 13<sup>th</sup> Floor
- 12<sup>th</sup> Floor
- 11<sup>th</sup> Floor
- 10<sup>th</sup> Floor
- 9<sup>th</sup> Floor
- 8<sup>th</sup> Floor
- 7<sup>th</sup> Floor
- 6<sup>th</sup> Floor
- 5<sup>th</sup> Floor
- 4<sup>th</sup> Floor
- 3<sup>rd</sup> Floor
- 2<sup>nd</sup> Floor
- 1<sup>st</sup> Floor
- Ground Level
- Basement

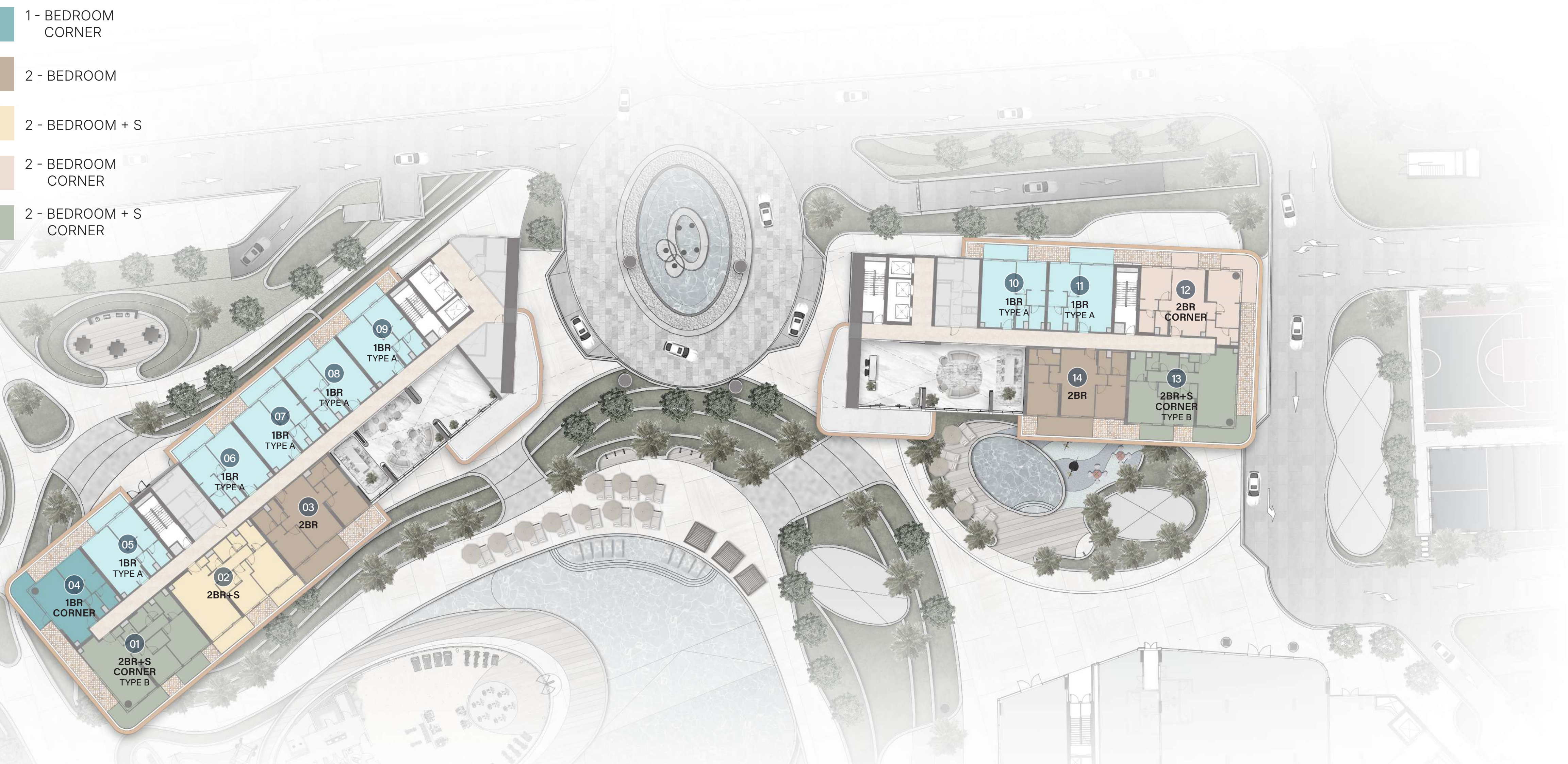
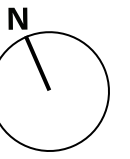
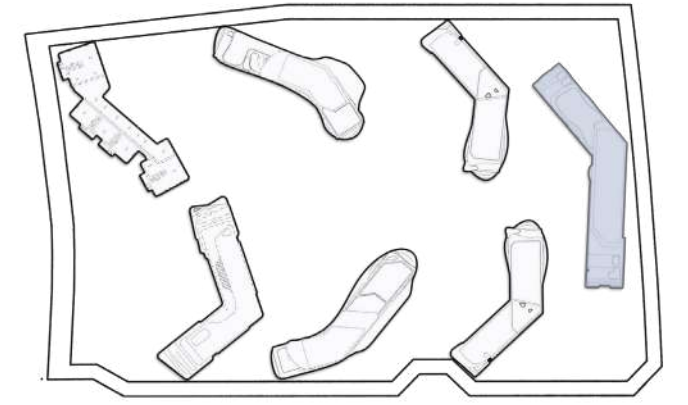


Typical floor  
*Plans*

# 1st Floor Typical Plan

- 1 - BEDROOM
- 1 - BEDROOM CORNER
- 2 - BEDROOM
- 2 - BEDROOM + S
- 2 - BEDROOM CORNER
- 2 - BEDROOM + S CORNER

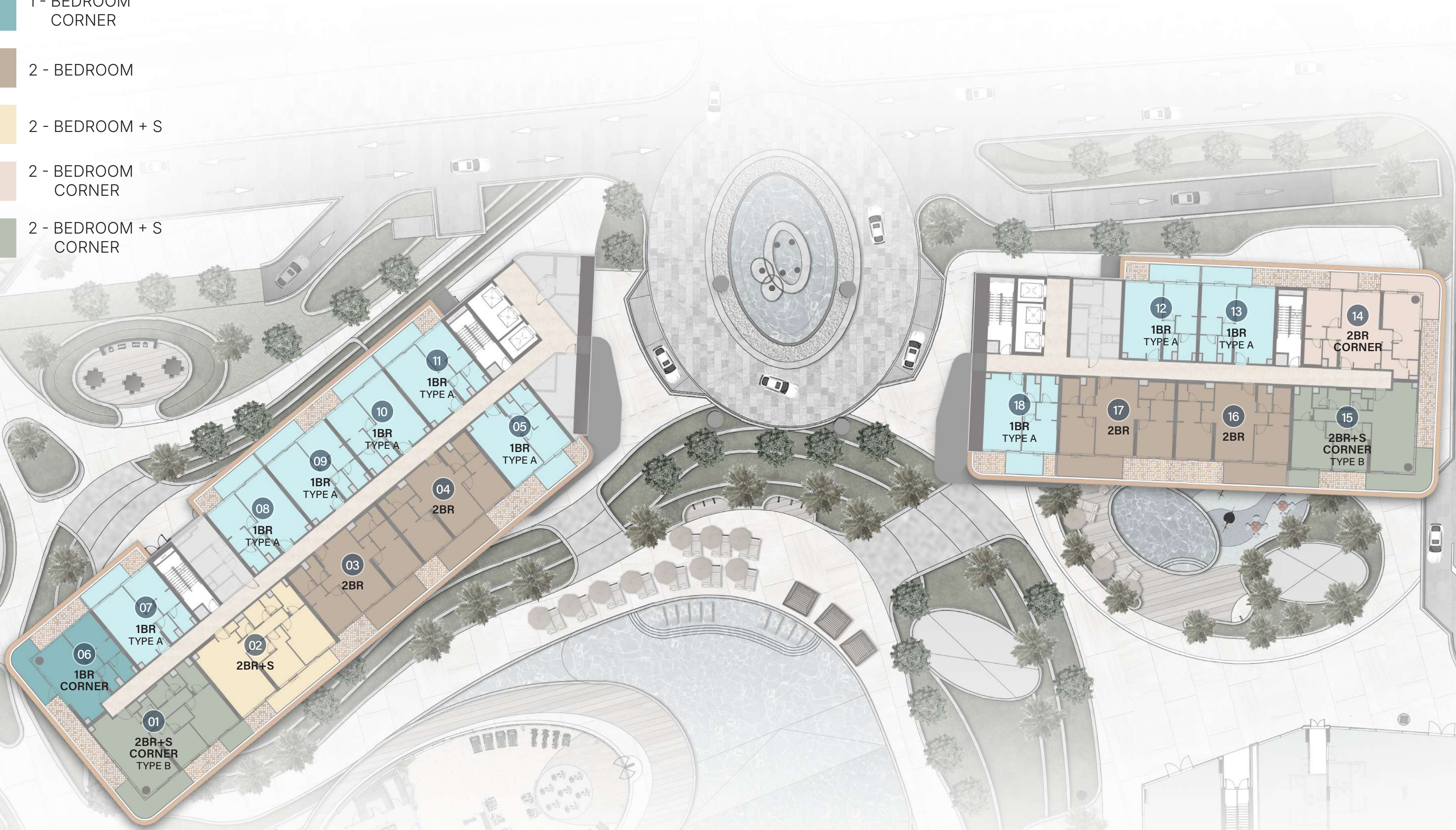
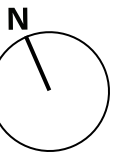
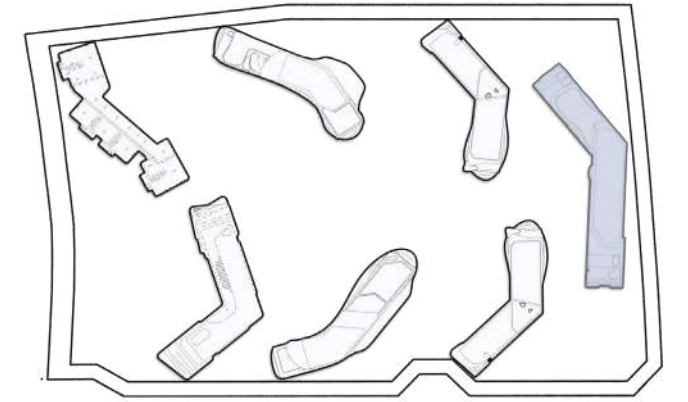
PRIVATE BEACH



# 2<sup>nd</sup> Floor Typical Plan

- 1 - BEDROOM
- 1 - BEDROOM CORNER
- 2 - BEDROOM
- 2 - BEDROOM + S
- 2 - BEDROOM CORNER
- 2 - BEDROOM + S CORNER

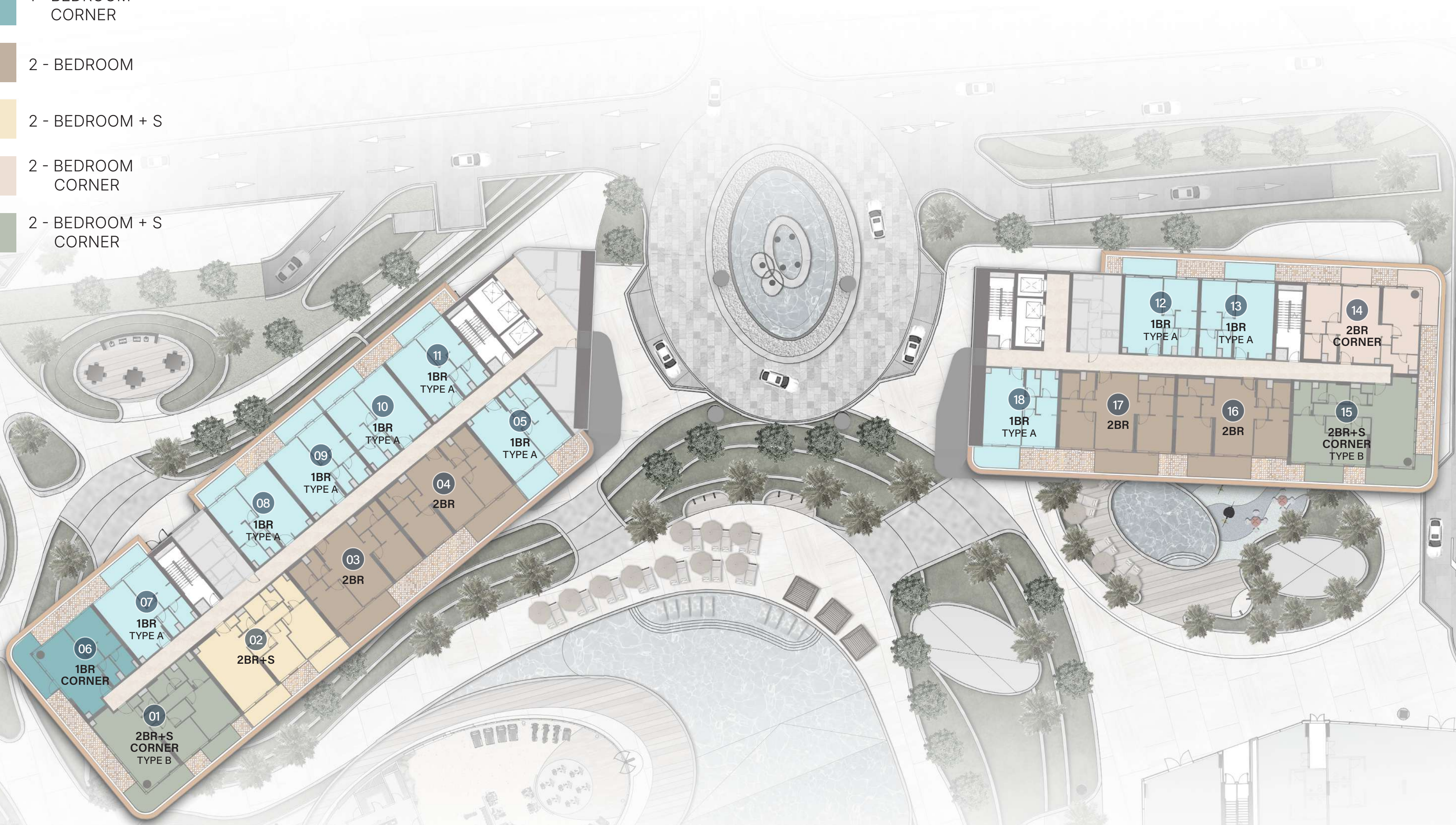
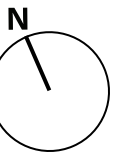
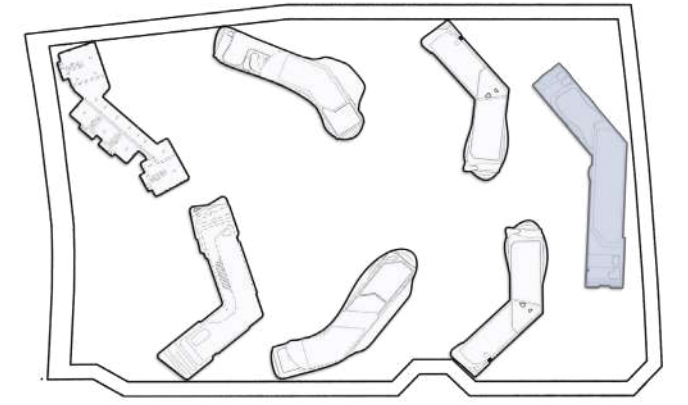
PRIVATE BEACH



# 3<sup>rd</sup> Floor Typical Plan

- 1 - BEDROOM
- 1 - BEDROOM CORNER
- 2 - BEDROOM
- 2 - BEDROOM + S
- 2 - BEDROOM CORNER
- 2 - BEDROOM + S CORNER

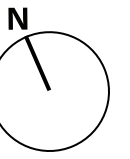
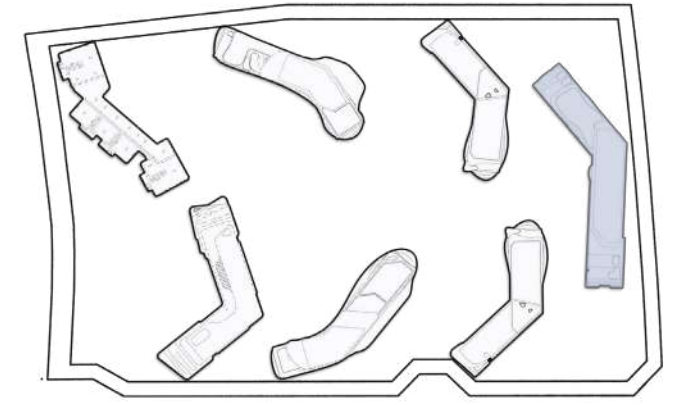
PRIVATE BEACH



# 4<sup>th</sup> Floor Typical Plan

- 1 - BEDROOM
- 1 - BEDROOM CORNER
- 2 - BEDROOM
- 2 - BEDROOM + S
- 2 - BEDROOM CORNER
- 2 - BEDROOM + S CORNER
- 3 - BEDROOM

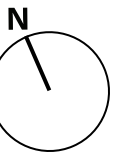
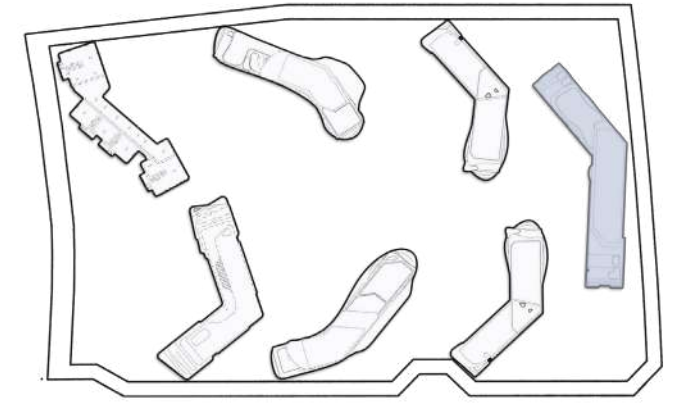
PRIVATE BEACH



# 5<sup>th</sup> Floor Typical Plan

- 1 - BEDROOM
- 1 - BEDROOM CORNER
- 2 - BEDROOM
- 2 - BEDROOM + S
- 2 - BEDROOM CORNER
- 2 - BEDROOM + S CORNER
- 3 - BEDROOM

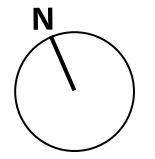
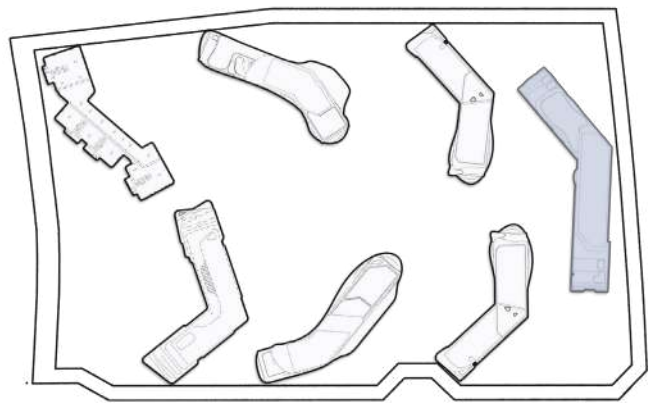
PRIVATE BEACH



# 6<sup>th</sup> Floor Typical Plan

- 1 - BEDROOM
- 1 - BEDROOM CORNER
- 2 - BEDROOM
- 2 - BEDROOM + S
- 2 - BEDROOM CORNER
- 2 - BEDROOM + S CORNER
- 3 - BEDROOM

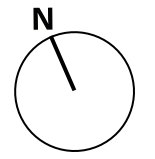
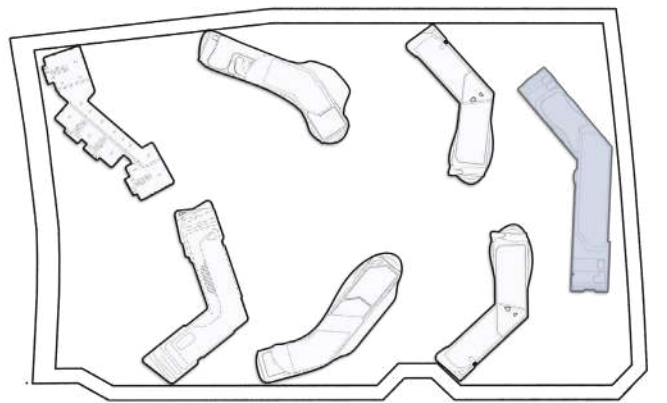
PRIVATE BEACH



# 7<sup>th</sup> Floor Typical Plan

- 1 - BEDROOM
- 1 - BEDROOM CORNER
- 2 - BEDROOM
- 2 - BEDROOM + S
- 2 - BEDROOM CORNER
- 2 - BEDROOM + S CORNER
- 3 - BEDROOM

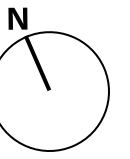
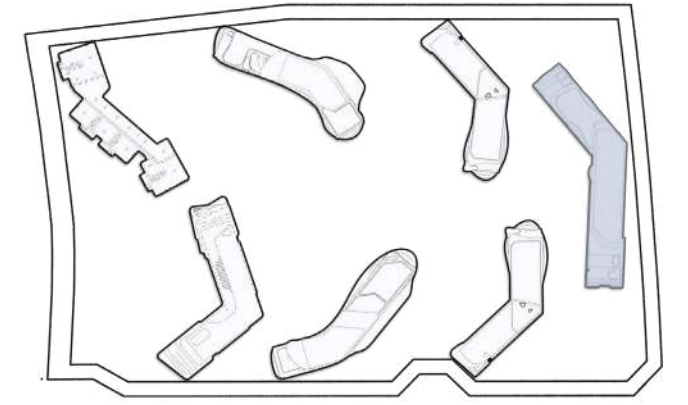
PRIVATE BEACH



# 8<sup>th</sup> Floor Typical Plan

- 1 - BEDROOM
- 1 - BEDROOM CORNER
- 2 - BEDROOM
- 2 - BEDROOM + S
- 2 - BEDROOM CORNER
- 2 - BEDROOM + S CORNER
- 3 - BEDROOM

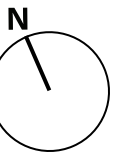
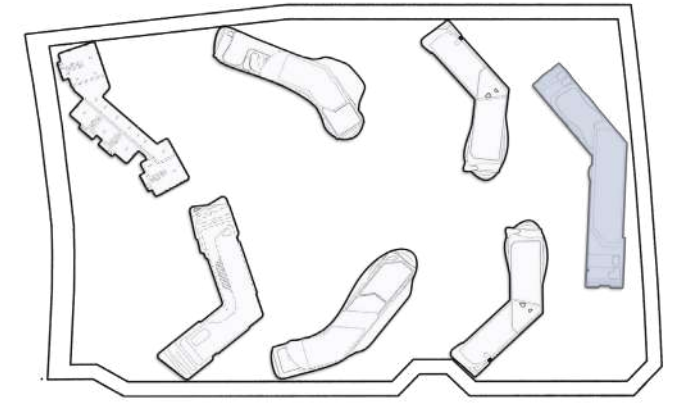
PRIVATE BEACH



# 9<sup>th</sup> Floor Typical Plan

- 1 - BEDROOM
- 1 - BEDROOM CORNER
- 2 - BEDROOM
- 2 - BEDROOM + S
- 2 - BEDROOM CORNER
- 2 - BEDROOM + S CORNER
- 3 - BEDROOM

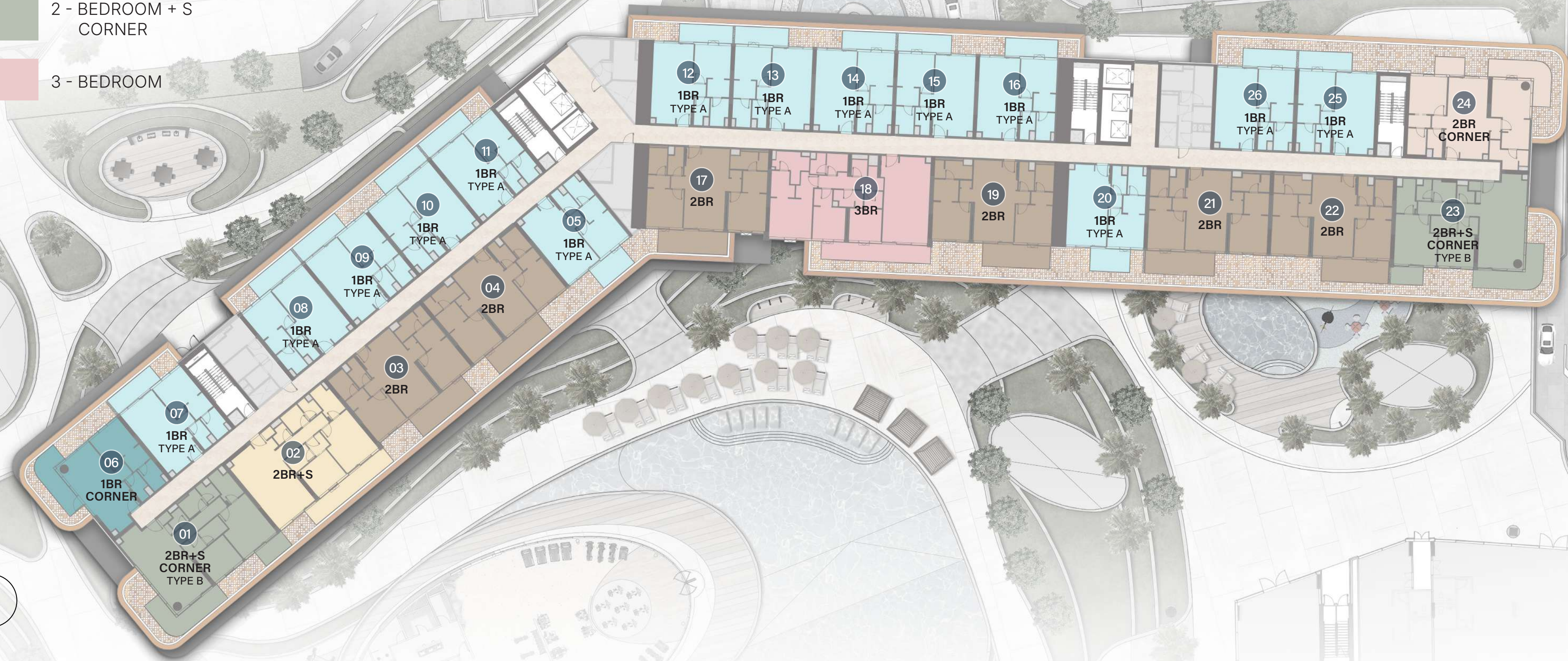
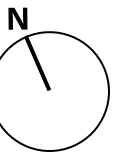
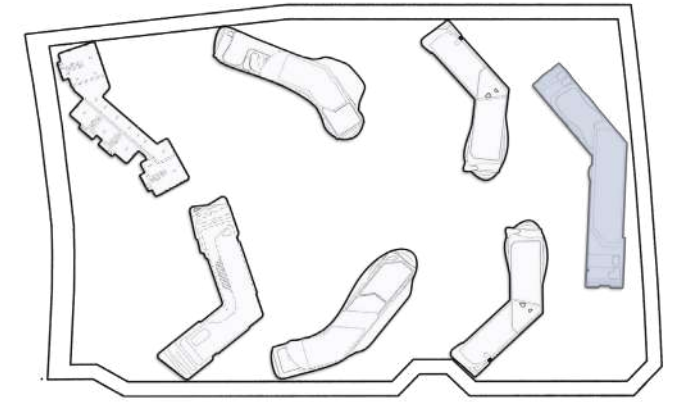
PRIVATE BEACH



# 10<sup>th</sup> Floor Typical Plan

- 1 - BEDROOM
- 1 - BEDROOM CORNER
- 2 - BEDROOM
- 2 - BEDROOM + S
- 2 - BEDROOM CORNER
- 2 - BEDROOM + S CORNER
- 3 - BEDROOM

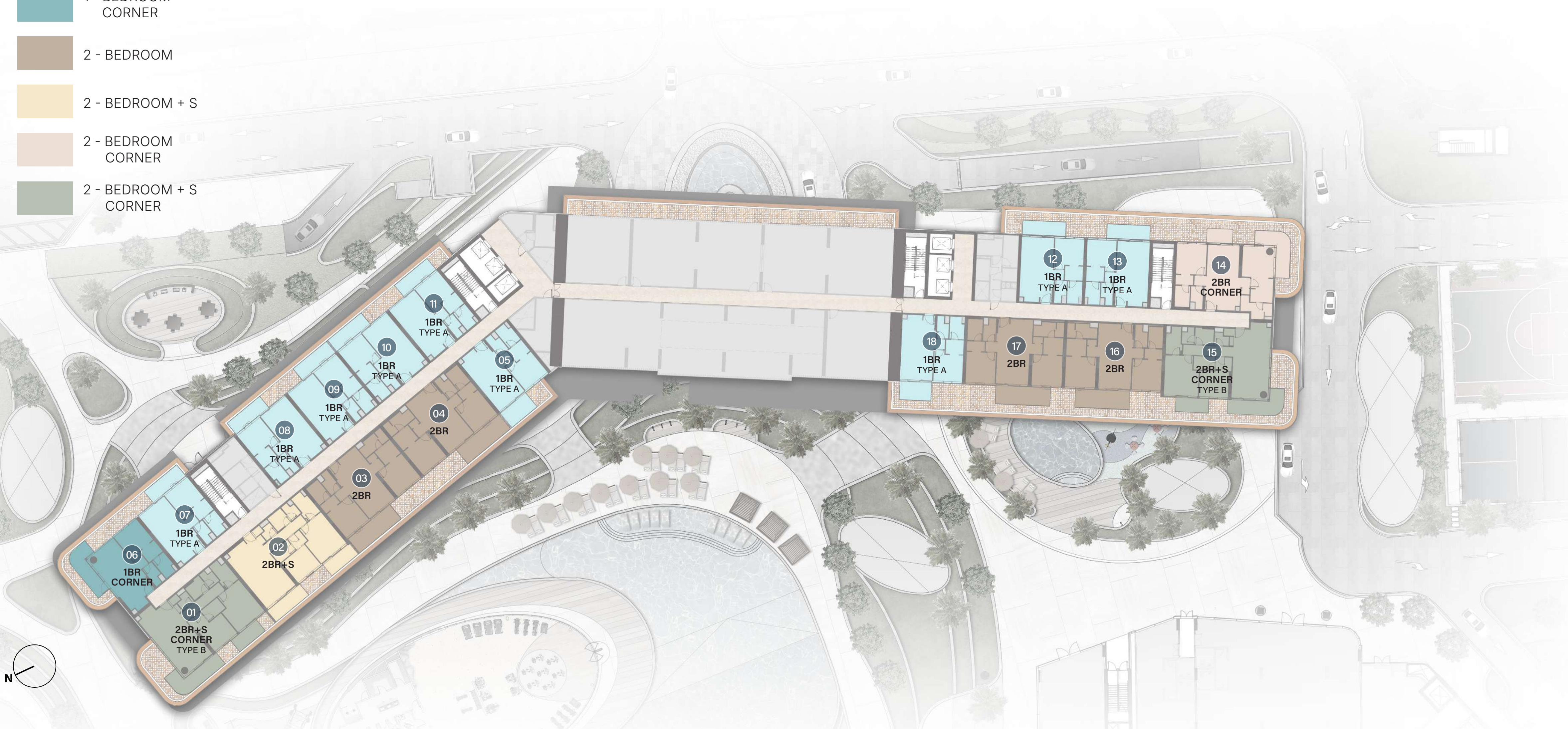
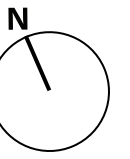
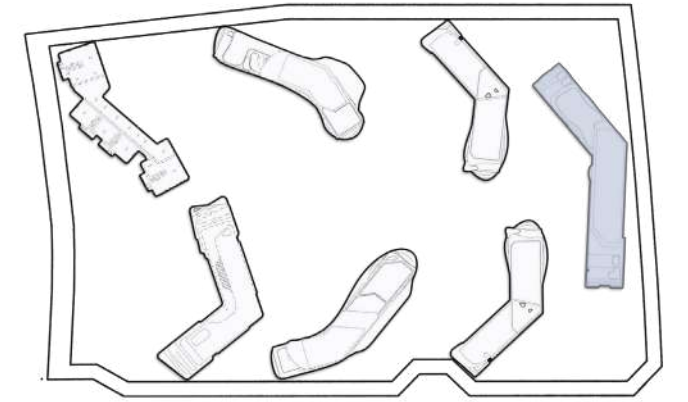
PRIVATE BEACH



# 11<sup>th</sup> Floor Typical Plan

- 1 - BEDROOM
- 1 - BEDROOM CORNER
- 2 - BEDROOM
- 2 - BEDROOM + S
- 2 - BEDROOM CORNER
- 2 - BEDROOM + S CORNER

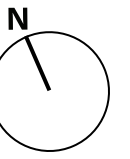
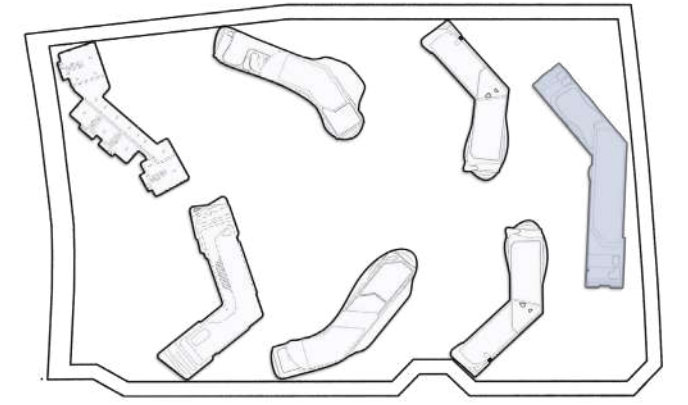
PRIVATE BEACH



# 12<sup>th</sup> Floor Typical Plan

- 1 - BEDROOM
- 1 - BEDROOM CORNER
- 2 - BEDROOM
- 2 - BEDROOM + S
- 2 - BEDROOM CORNER
- 2 - BEDROOM + S CORNER

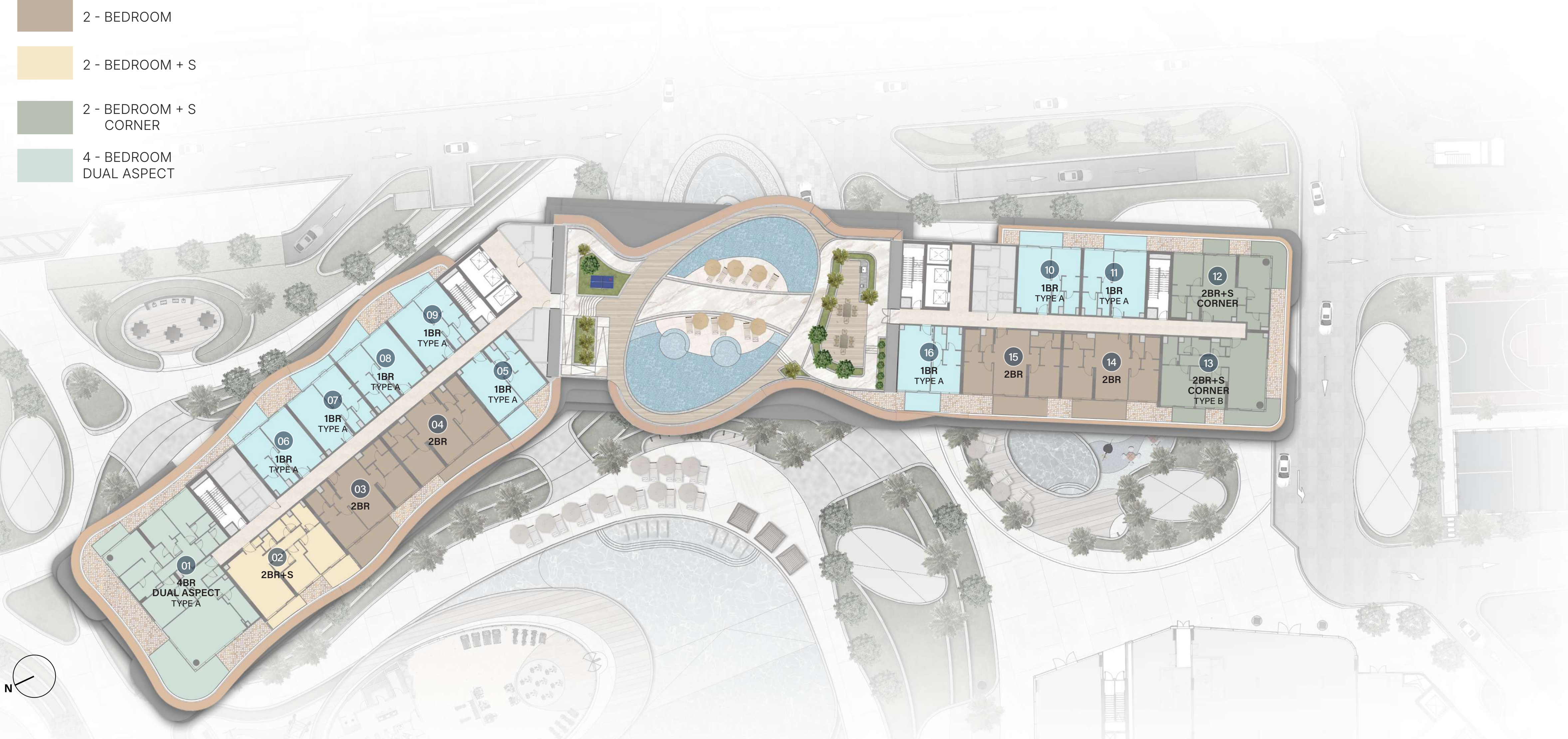
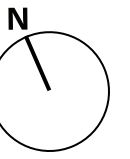
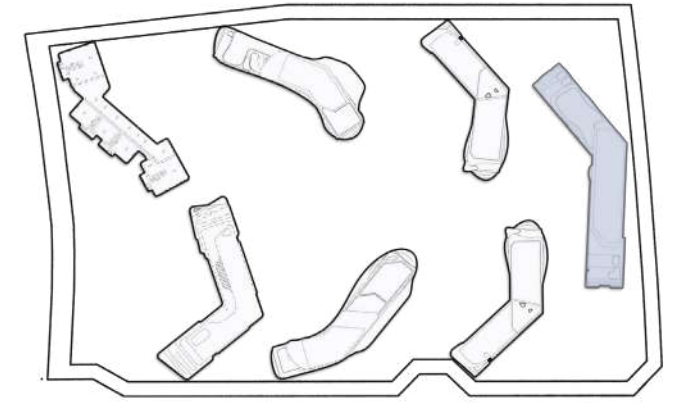
PRIVATE BEACH



# 13<sup>th</sup> Floor Typical Plan

- 1 - BEDROOM
- 2 - BEDROOM
- 2 - BEDROOM + S
- 2 - BEDROOM + S CORNER
- 4 - BEDROOM DUAL ASPECT

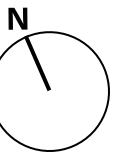
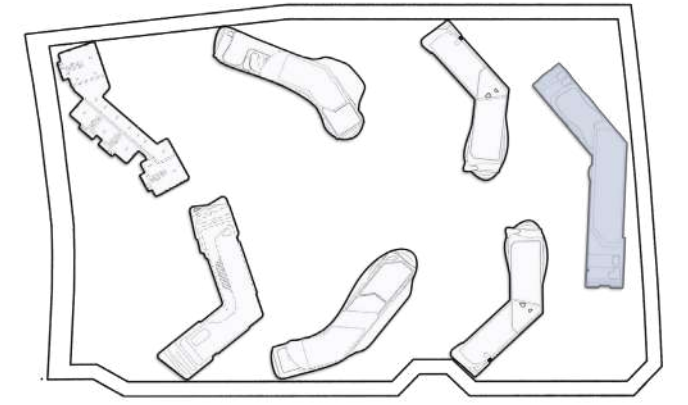
PRIVATE BEACH



# 14<sup>th</sup> Floor Typical Plan

- 1 - BEDROOM
- 1 - BEDROOM CORNER
- 2 - BEDROOM
- 2 - BEDROOM + S
- 2 - BEDROOM CORNER
- 2 - BEDROOM + S CORNER


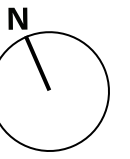
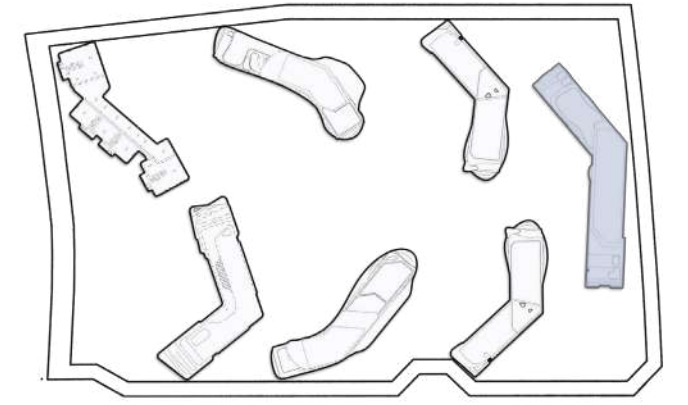
PRIVATE BEACH



# 15<sup>th</sup> Floor Typical Plan

- 1 - BEDROOM
- 1 - BEDROOM CORNER
- 2 - BEDROOM
- 2 - BEDROOM + S
- 2 - BEDROOM CORNER
- 2 - BEDROOM + S CORNER


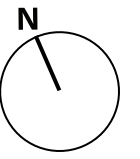
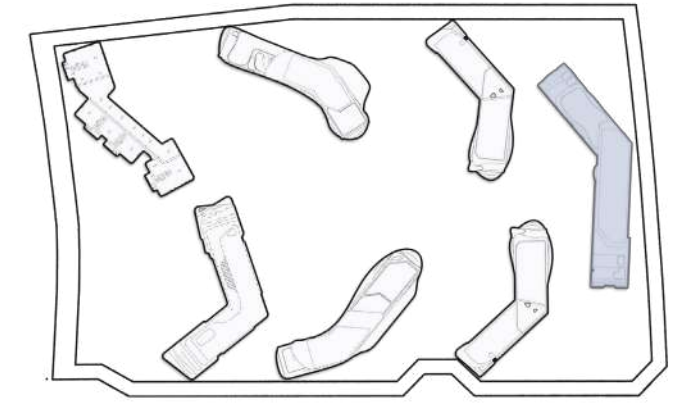
PRIVATE BEACH



# 16<sup>th</sup> Floor Typical Plan

- 1 - BEDROOM
- 2 - BEDROOM
- 2 - BEDROOM + S CORNER
- 3 - BEDROOM PENTHOUSE

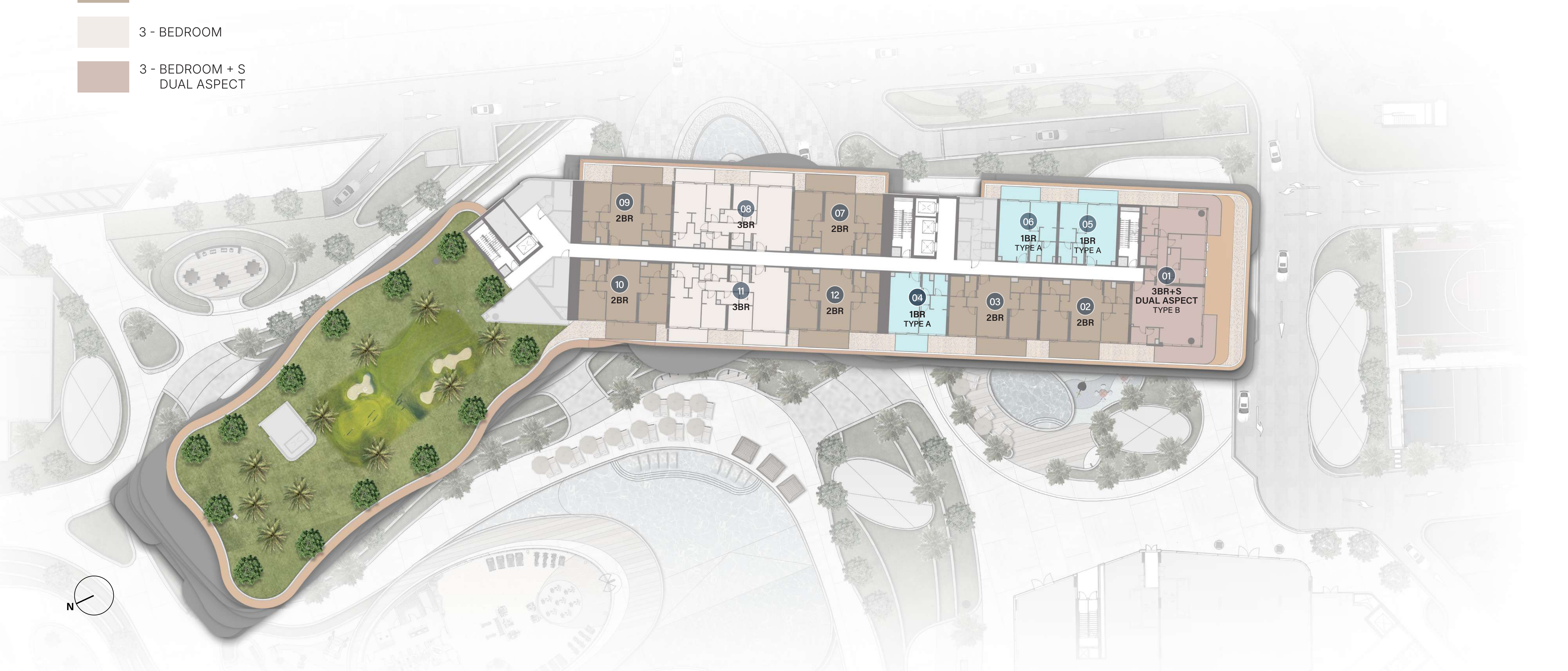
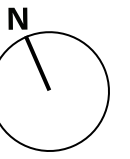
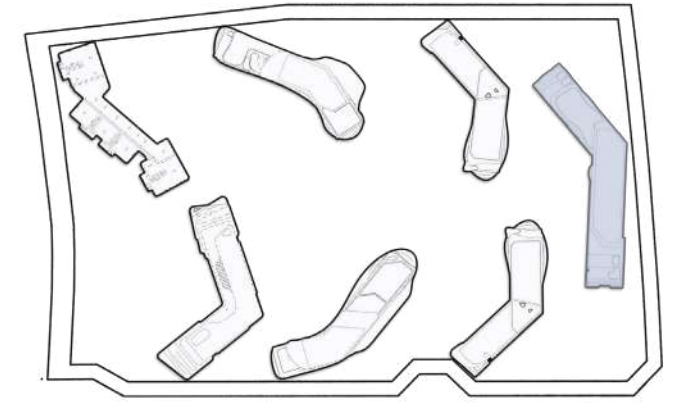
PRIVATE BEACH



# 17<sup>th</sup> Floor Typical Plan

- 1 - BEDROOM
- 2 - BEDROOM
- 3 - BEDROOM
- 3 - BEDROOM + S  
DUAL ASPECT

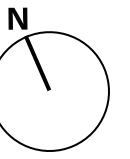
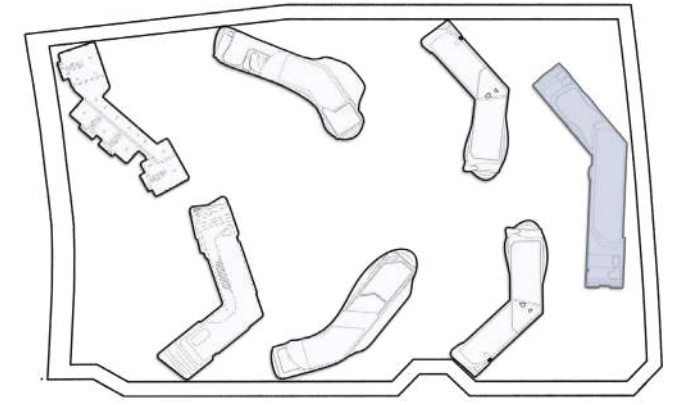
PRIVATE BEACH



# 18<sup>th</sup> Floor Typical Plan





- 1 - BEDROOM
- 2 - BEDROOM
- 2 - BEDROOM + S  
DUAL ASPECT
- 3 - BEDROOM
- 3 - BEDROOM + S  
DUAL ASPECT

PRIVATE BEACH

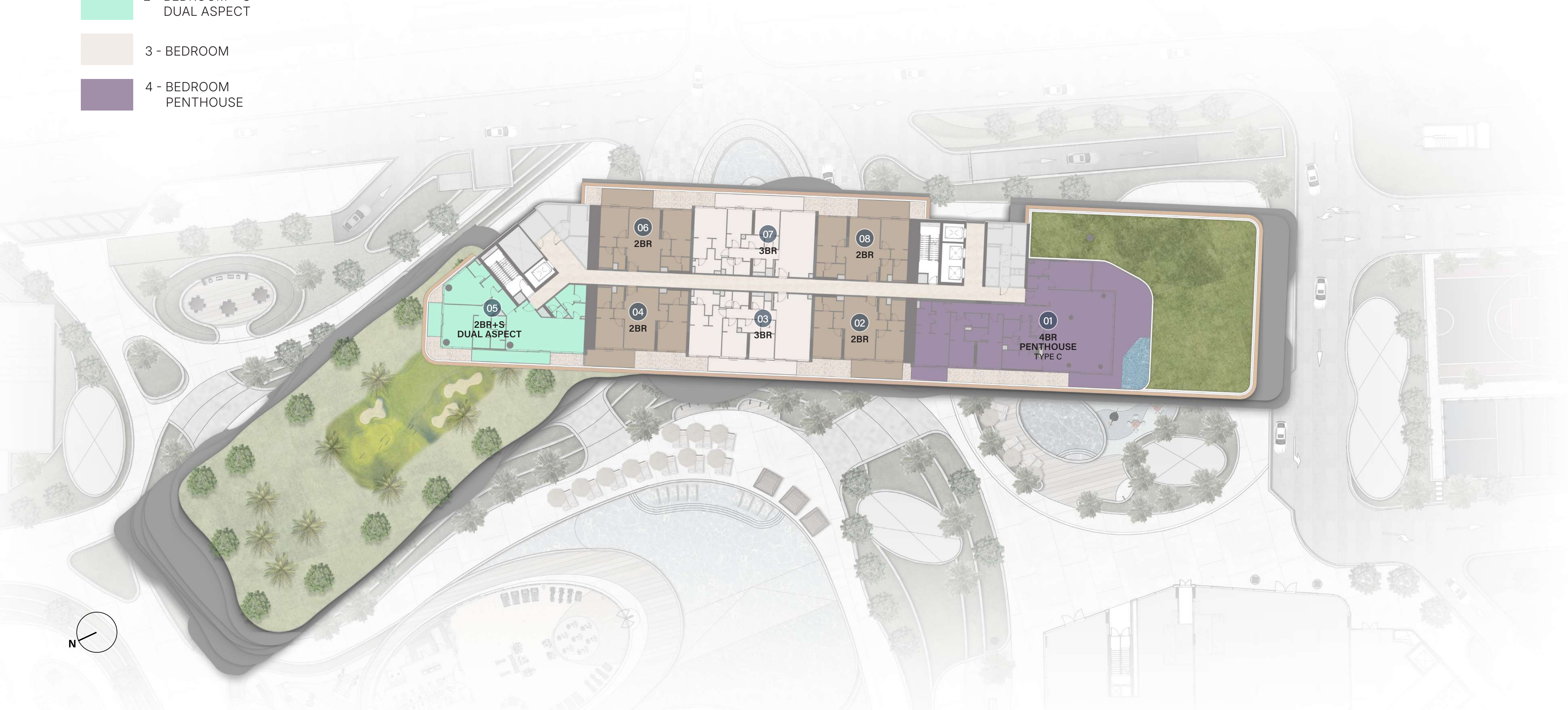
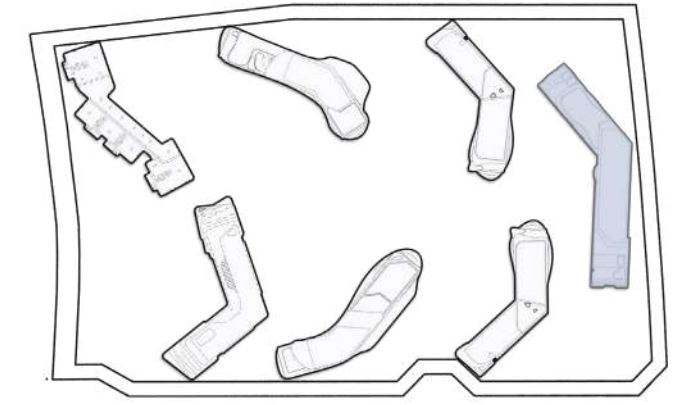


Unit No.	Bedroom Count	Special Features
01	3	3BR+S DUAL ASPECT TYPE B
02	2	2BR
03	2	2BR
04	1	1BR TYPE A
05	1	1BR TYPE A
06	1	1BR TYPE A
07	2	2BR
08	3	3BR
09	2	2BR
10	2	2BR+S DUAL ASPECT
11	2	2BR
12	3	3BR
13	2	2BR

# 20<sup>th</sup> Floor Typical Plan

-  2 - BEDROOM
-  2 - BEDROOM + S  
DUAL ASPECT
-  3 - BEDROOM
-  4 - BEDROOM  
PENTHOUSE

 PRIVATE BEACH



06 2BR

07 3BR

08 2BR

05 2BR+S DUAL ASPECT

04 2BR

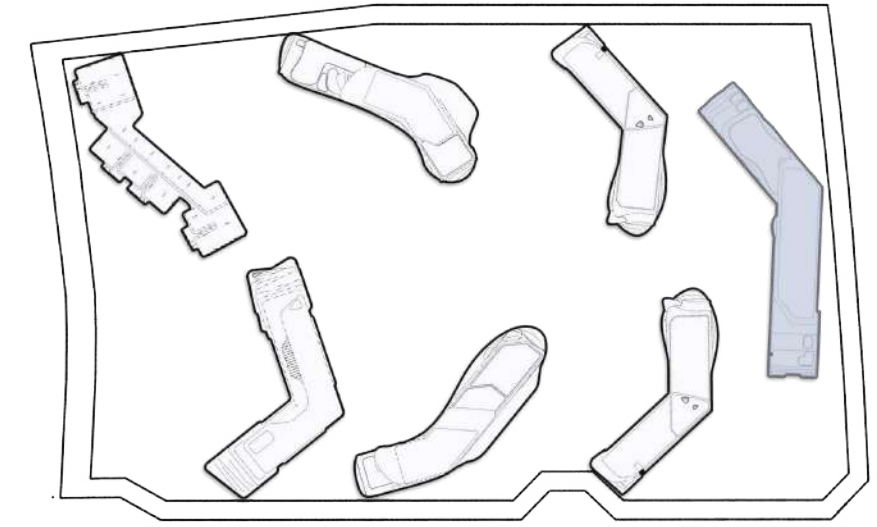
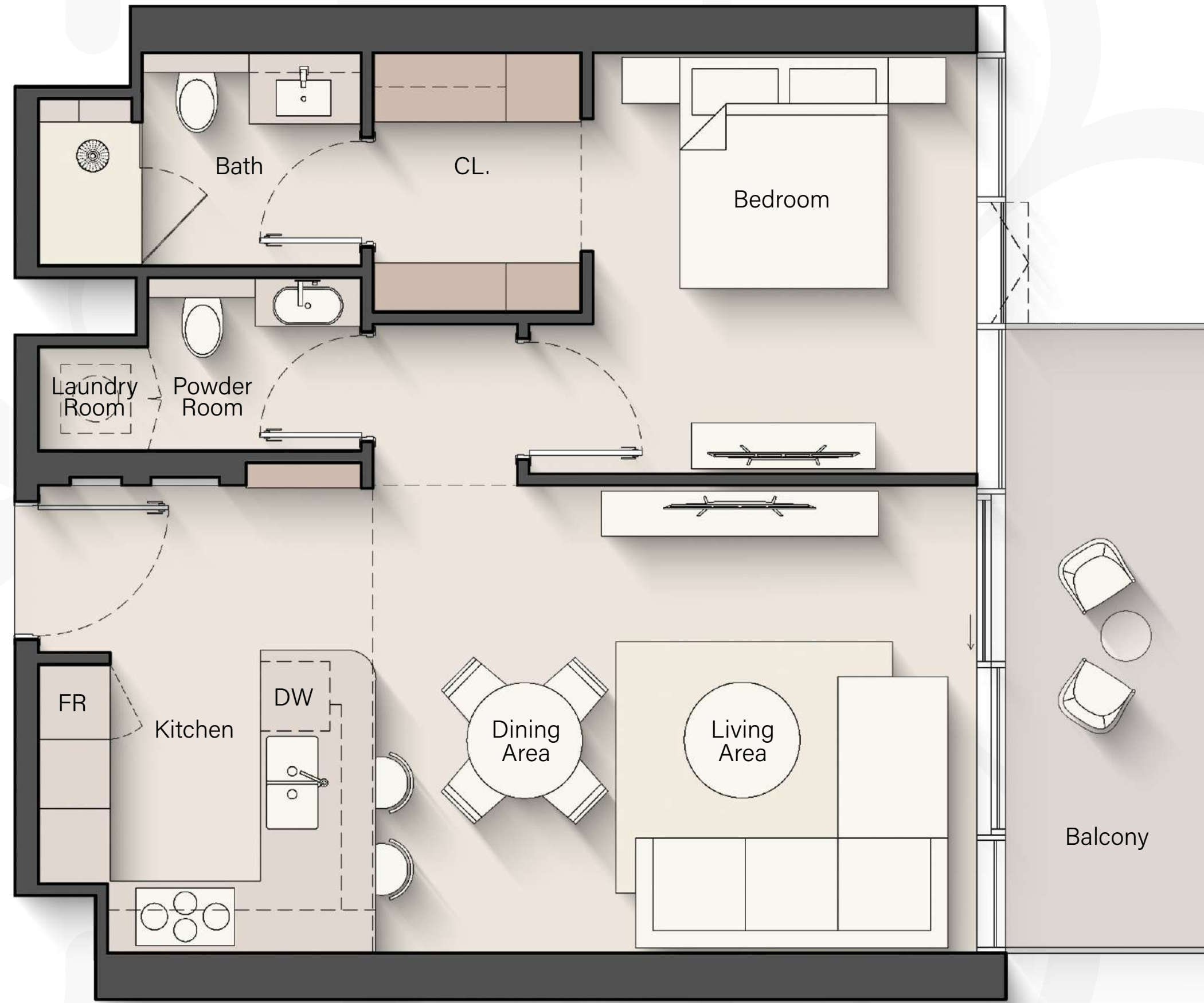
03 3BR

02 2BR

01 4BR PENTHOUSE TYPE C

# 1 - Bedroom

TYPE A



**1st Floor**

05 - 011

**2nd & 3rd Floor  
11th & 12th Floor**

05, 07 - 13, 18

**4th - 9th Floor**

05, 07 - 16, 20, 25 - 26

**10th Floor**

05, 07 - 11, 13 - 16, 20, 25 - 26

**13th & 15th Floor**

05 - 11, 16

**16th Floor**

04 - 10, 15

**17th & 19th Floor**

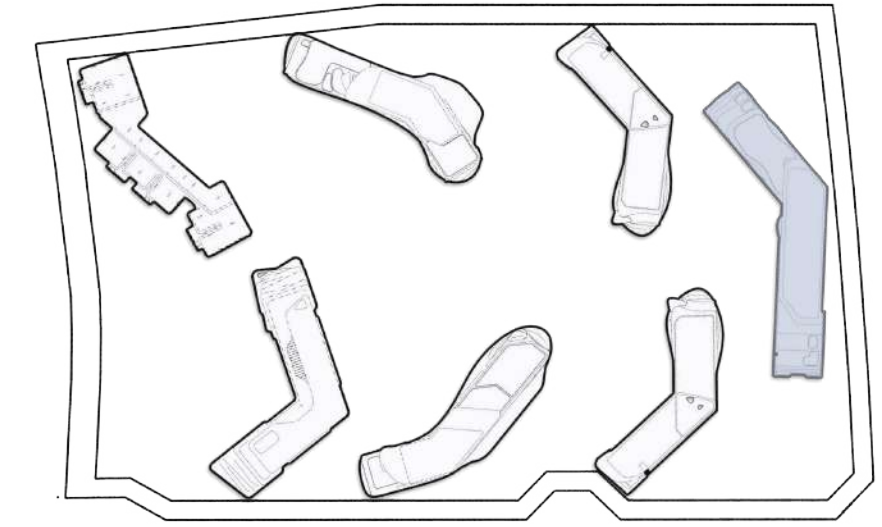
04, 06

Internal Living Area : **723.87 sq. ft.**

Outdoor Living Area : **108.82 sq. ft.**

Total Living Area : **832.70 sq. ft.**

# 1 - Bedroom Corner



1st Floor

04

2nd - 12th Floor

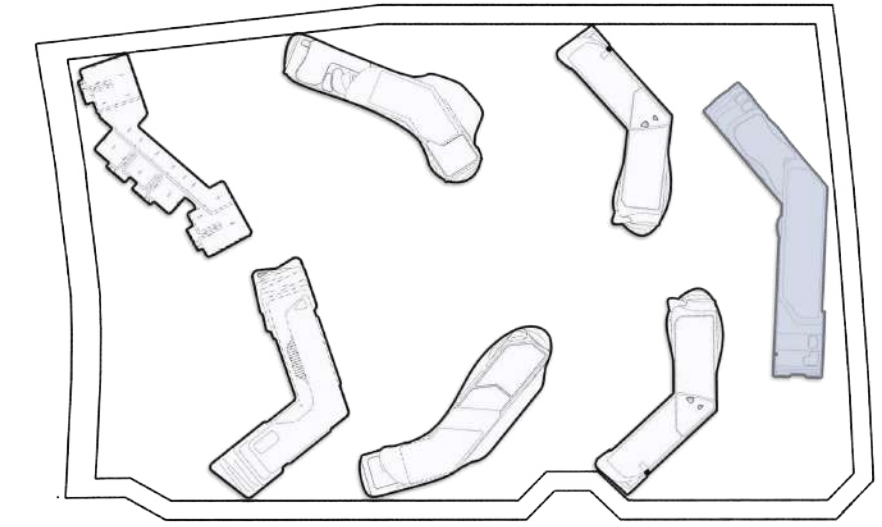
06

Internal Living Area : **764.67 sq. ft.**

Outdoor Living Area : **154.14 sq. ft.**

Total Living Area : **918.81 sq. ft.**

# 2 - Bedroom



## 1st Floor

03, 14

## 2nd & 3rd Floor 11th & 12th Floor

03, 04, 16, 17

## 4th - 10th Floor

03, 04, 17, 19, 21, 22

## 13th Floor

03, 04, 14, 15

## 16th Floor

02, 03, 13, 14

## 17th Floor

02, 03, 07, 09, 10, 12

## 18th & 19th Floor

02, 03, 07, 09, 11, 13

## 20th Floor

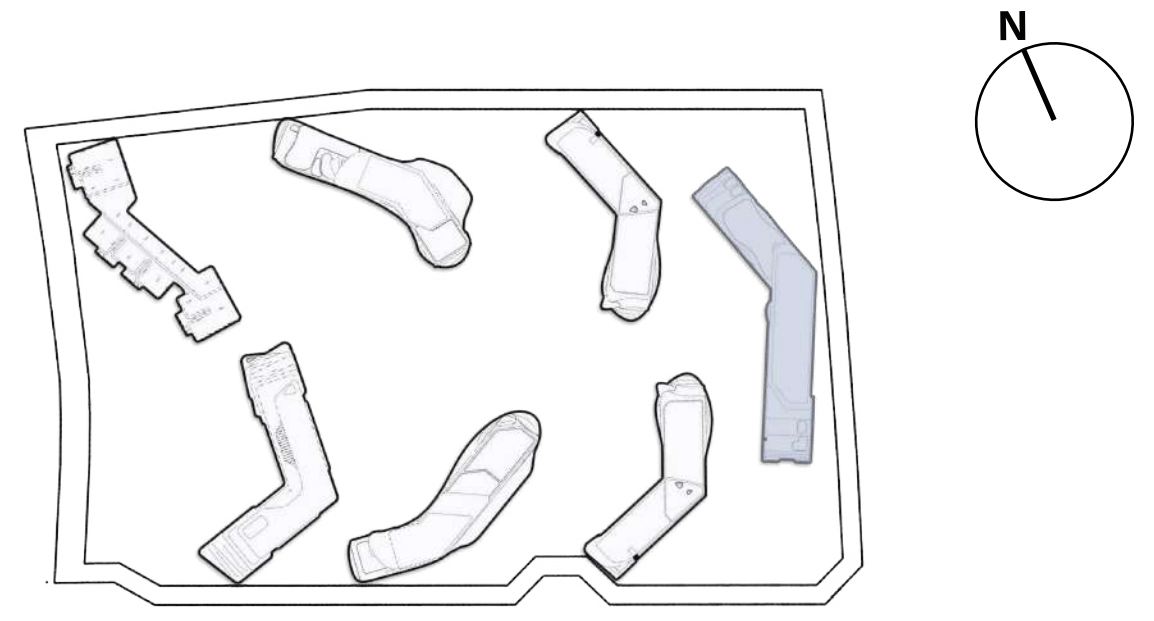
02, 04, 06, 08

Internal Living Area : **1108.14 sq. ft.**

Outdoor Living Area : **173.08 sq. ft.**

Total Living Area : **1281.23 sq. ft.**

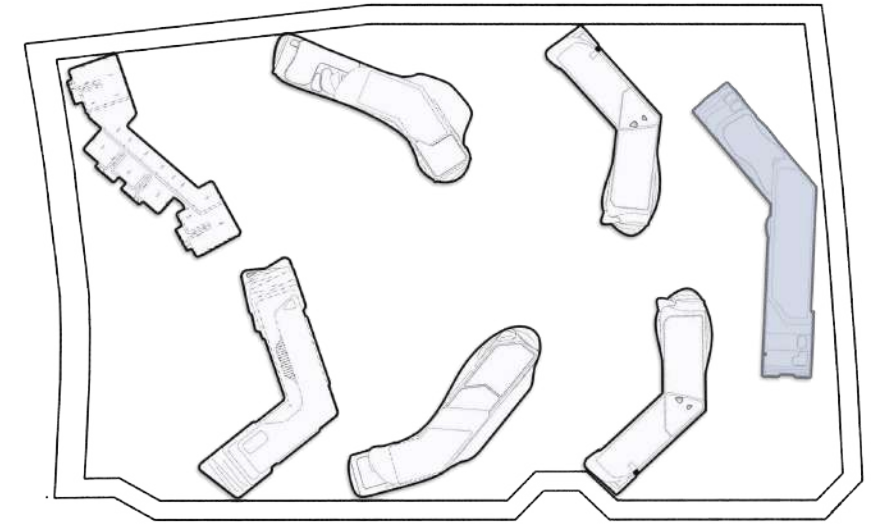
# 2 - Bedroom Corner



<b>1st Floor</b>	12
<b>2nd &amp; 3rd Floor</b> <b>11th &amp; 12th Floor</b>	14
<b>4th - 10th Floor</b>	24

Internal Living Area : **1144.96 sq. ft.**      Outdoor Living Area : **228.84 sq. ft.**      Total Living Area : **1373.80 sq. ft.**

# 2 - Bedroom + S



PRIVATE BEACH

1st till 15th Floor

02

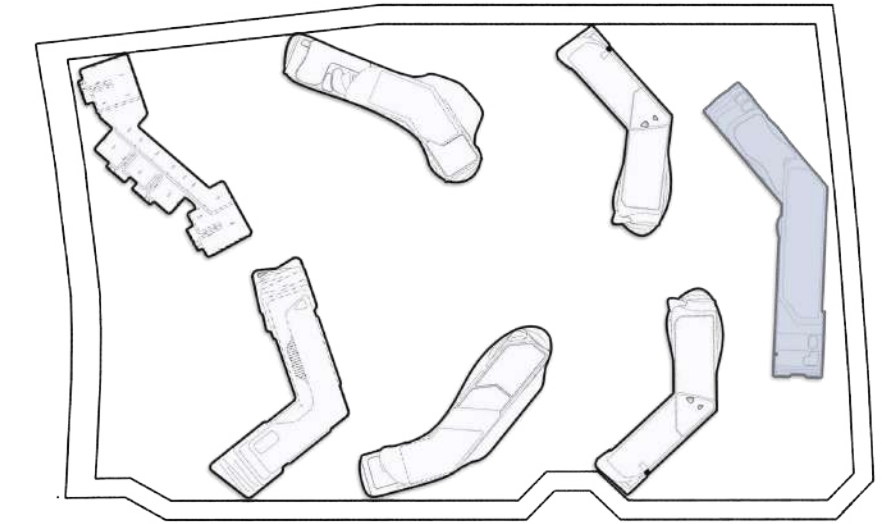
Internal Living Area : **1240.97 sq. ft.**

Outdoor Living Area : **195.90 sq. ft.**

Total Living Area : **1436.87 sq. ft.**

# 2 - Bedroom + S Corner

TYPE B



14th & 15th Floor

13

16th Floor

12

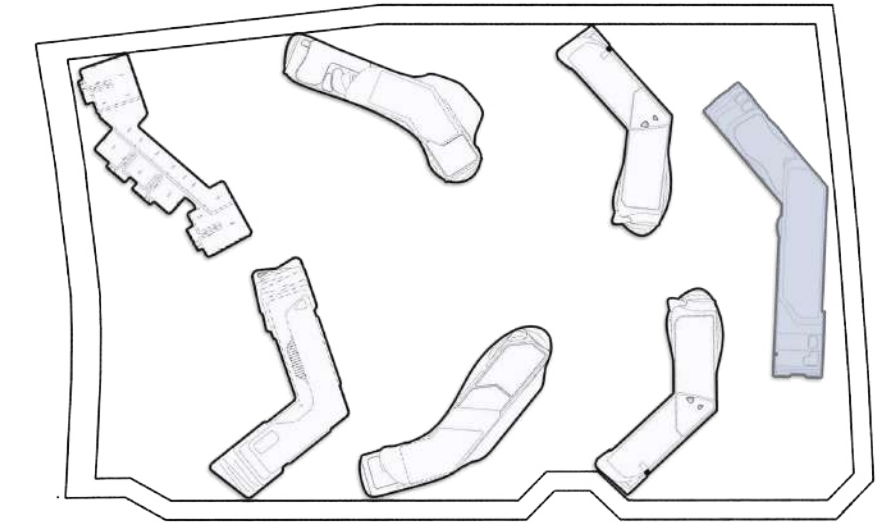
Internal Living Area : **1286.72 sq. ft.**

Outdoor Living Area : **250.58 sq. ft.**

Total Living Area : **1537.30 sq. ft.**

# 2 - Bedroom + S Dual Aspect

TYPE B



18th & 19th Floor

10

20th Floor

05

Internal Living Area : **1778.74 sq. ft.**

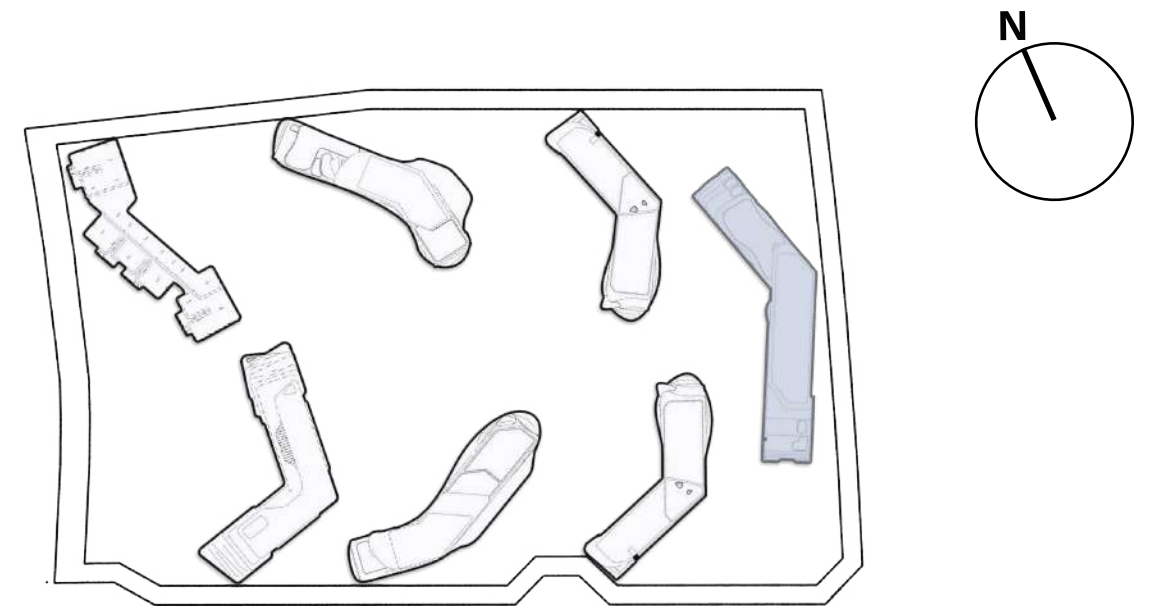
Outdoor Living Area : **268.67 sq. ft.**

Total Living Area : **2047.40 sq. ft.**

# 3 - Bedroom



PRIVATE BEACH



**4th - 10th Floor**  
03, 14

**17th Floor**  
08, 11

**18th & 19th Floor**  
08, 12

**20th Floor**  
03, 07

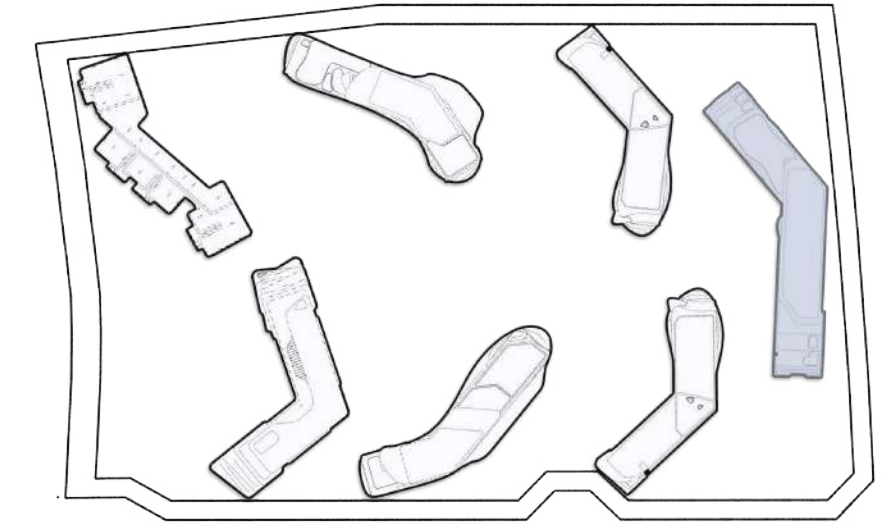
Internal Living Area : **1515.99 sq. ft.**

Outdoor Living Area : **238.53 sq. ft.**

Total Living Area : **1754.52 sq. ft.**

# 3 - Bedroom + S Dual Aspect

TYPE B



17th, 18th & 19th Floor

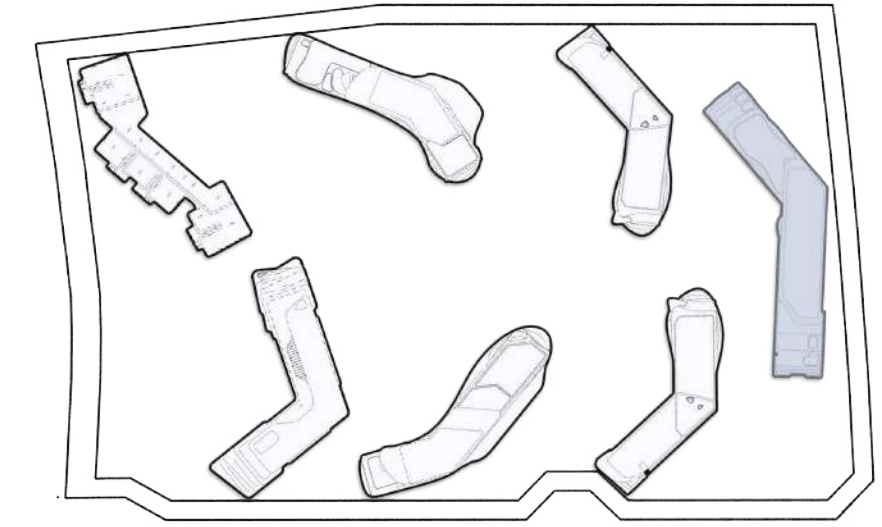
01

Internal Living Area : **1864.74 sq. ft.**

Outdoor Living Area : **478.03 sq. ft.**

Total Living Area : **2342.77 sq. ft.**

# 3 - Bedroom Penthouse



16th Floor

01

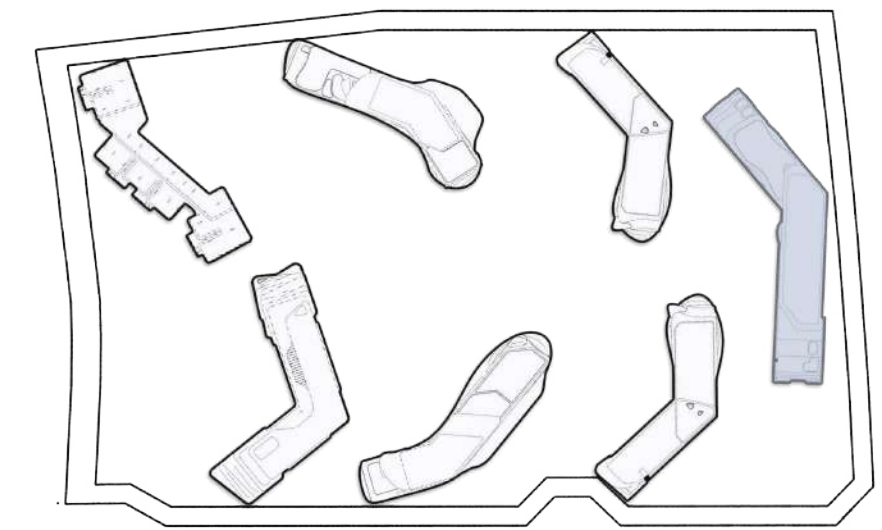
Internal Living Area : **2687.10 sq. ft.**

Outdoor Living Area : **951.31 sq. ft.**

Total Living Area : **3638.42 sq. ft.**

# 4 - Bedroom + S Dual Aspect

TYPE A



13th, 14th & 15th Floor

01

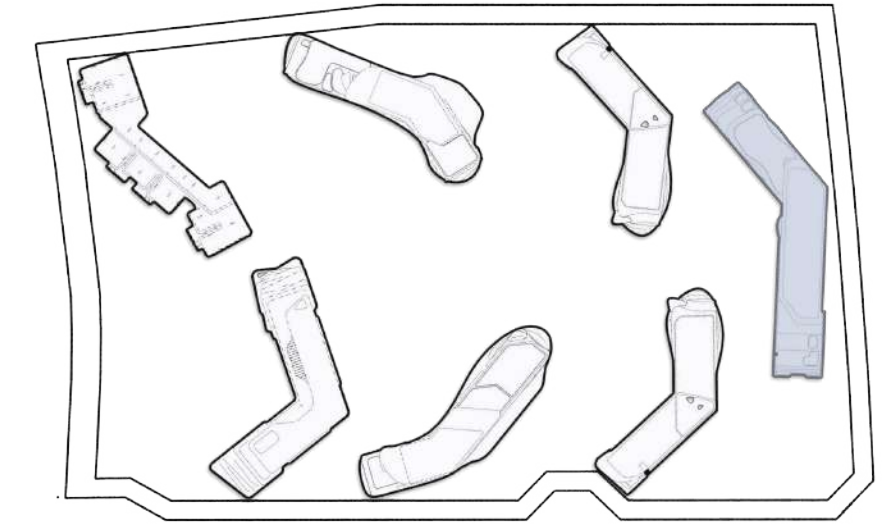
Internal Living Area : **2427.80 sq. ft.**

Outdoor Living Area : **515.16 sq. ft.**

Total Living Area : **2942.96 sq. ft.**

# 4 - Bedroom Penthouse

TYPE C



20th Floor  
01

Internal Living Area : **3150.70 sq. ft.**

Outdoor Living Area : **1466.91 sq. ft.**


Total Living Area : **4617.61 sq. ft.**

# The Building Configuration

## MERIVA SHORES

- Rooftop
- 6<sup>th</sup> Floor
- 5<sup>th</sup> Floor
- 4<sup>th</sup> Floor
- 3<sup>rd</sup> Floor
- 2<sup>nd</sup> Floor
- 1<sup>st</sup> Floor
- Ground Level
- Basement



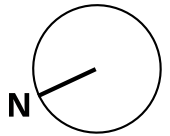
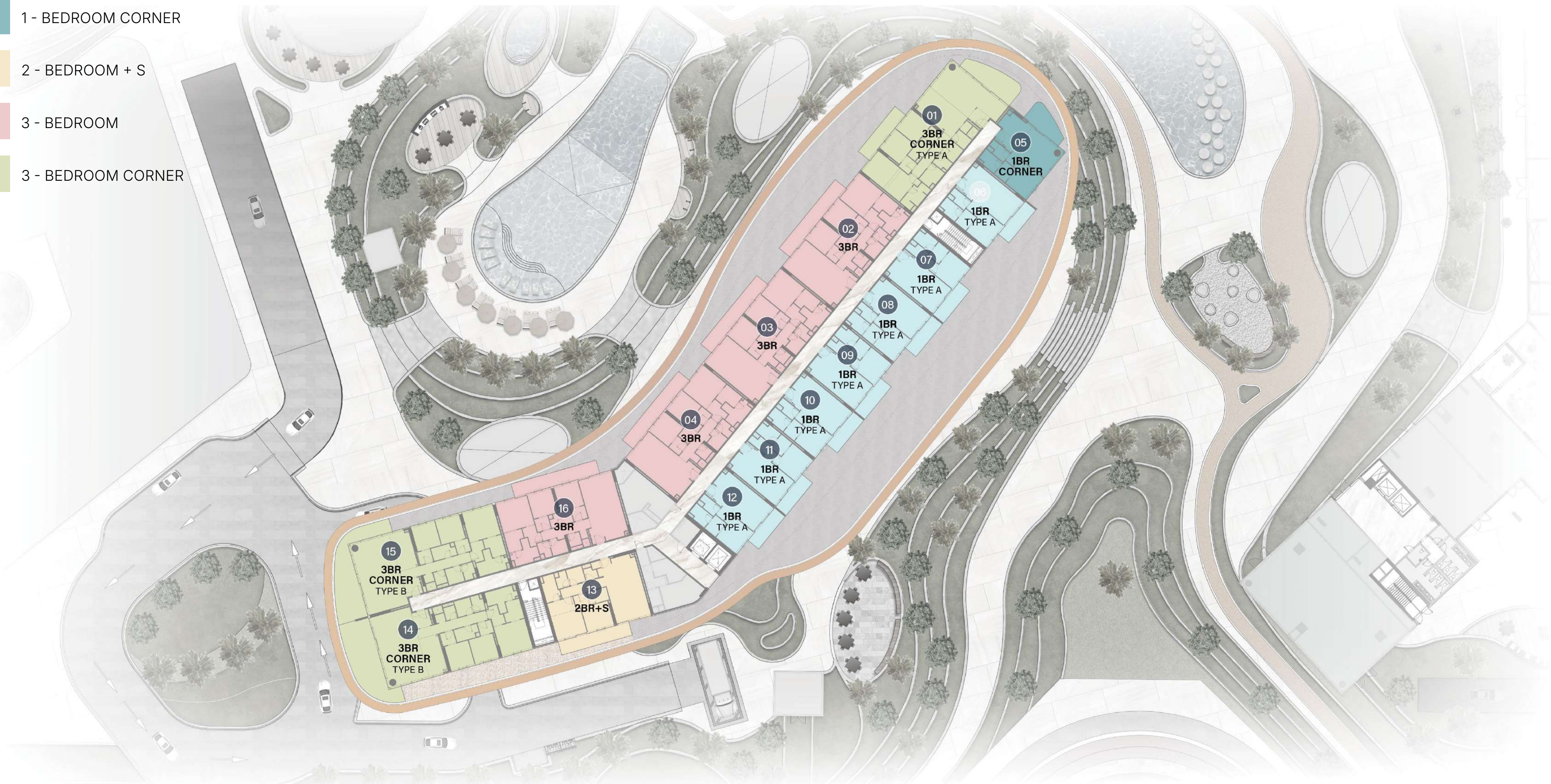
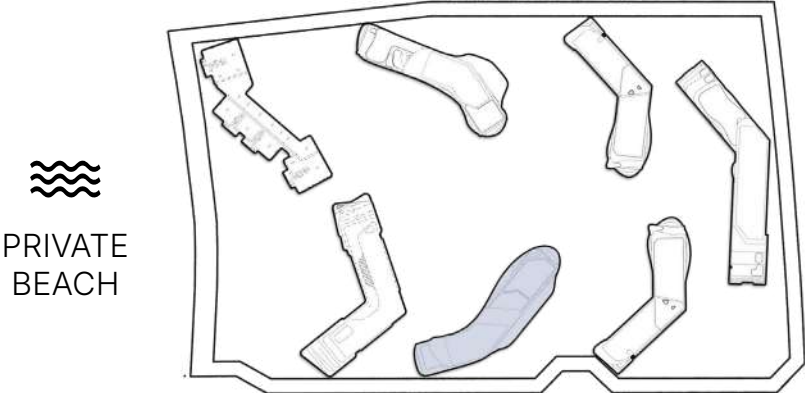


Typical floor  
*Plans*

Tower A

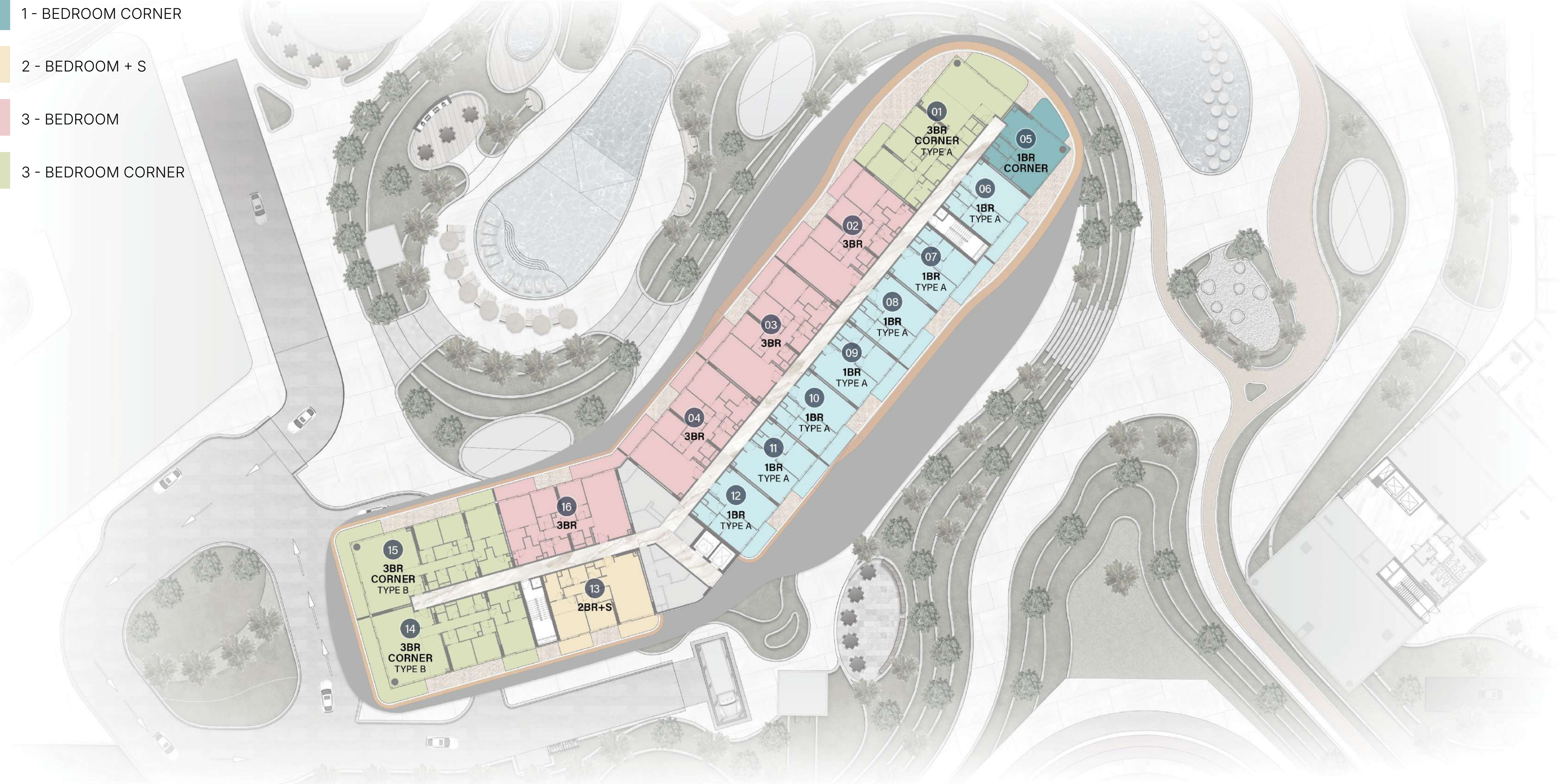
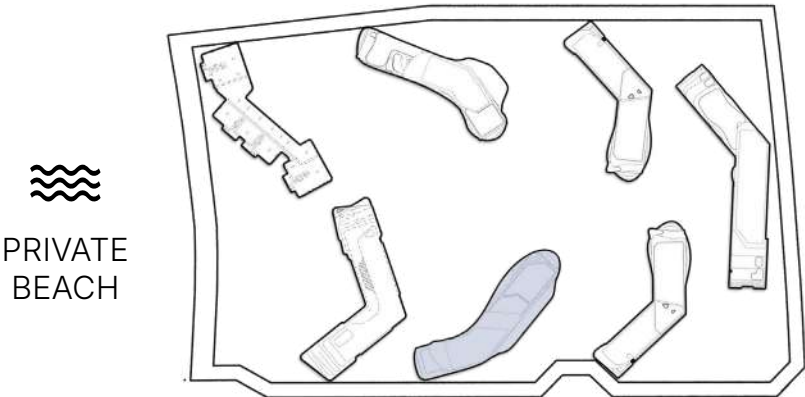
# 1<sup>st</sup> Floor Typical Plan

- 1 - BEDROOM
- 1 - BEDROOM CORNER
- 2 - BEDROOM + S
- 3 - BEDROOM
- 3 - BEDROOM CORNER



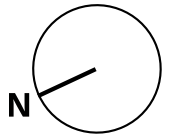
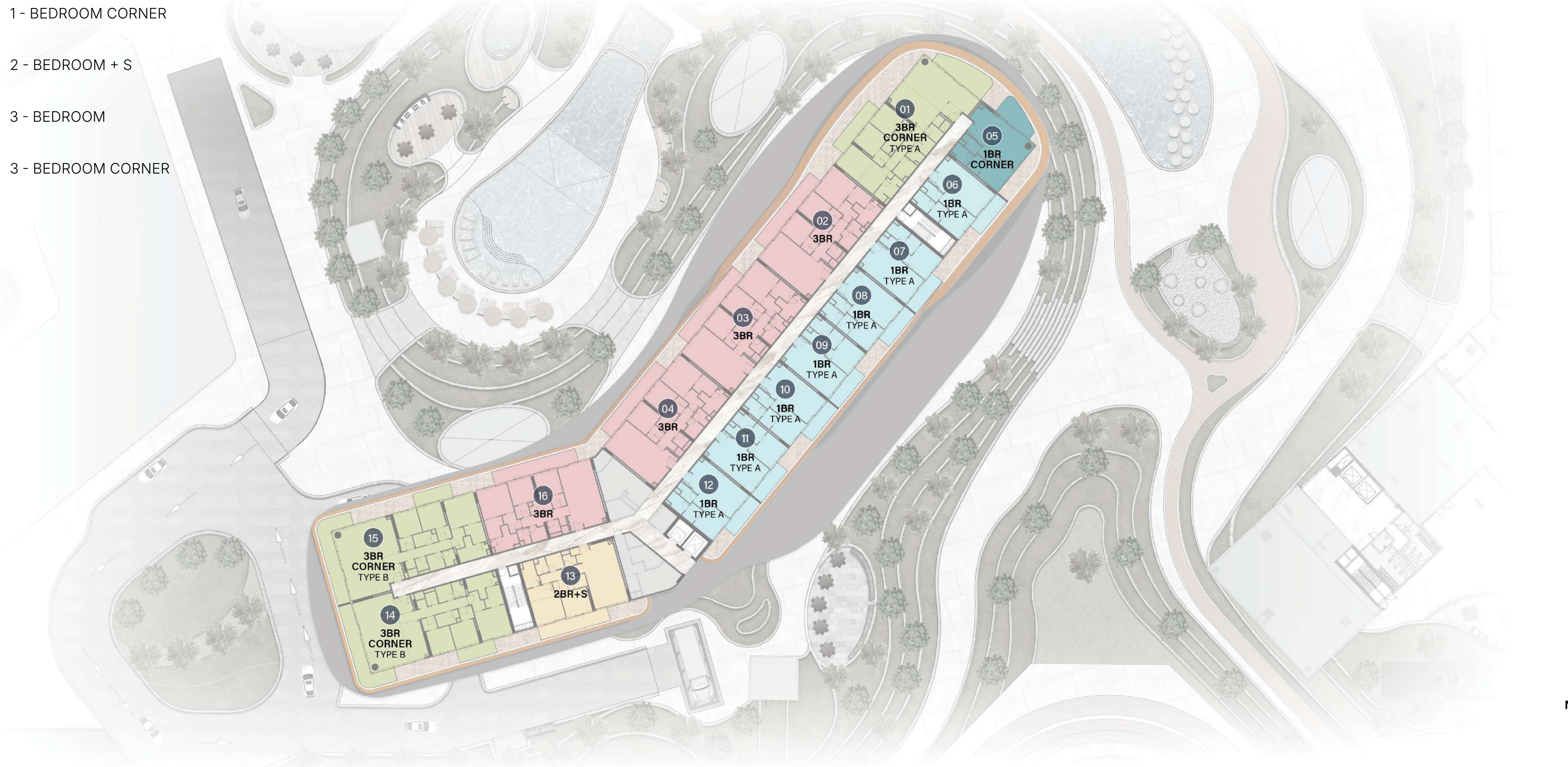
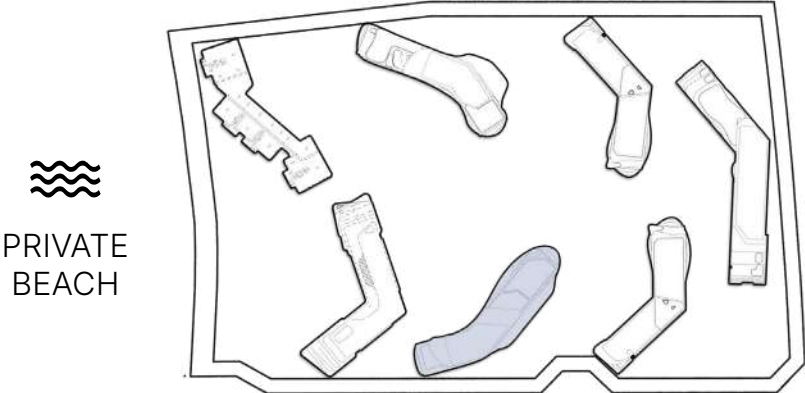
# 2<sup>nd</sup> Floor Typical Plan

- 1 - BEDROOM
- 1 - BEDROOM CORNER
- 2 - BEDROOM + S
- 3 - BEDROOM
- 3 - BEDROOM CORNER



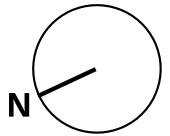
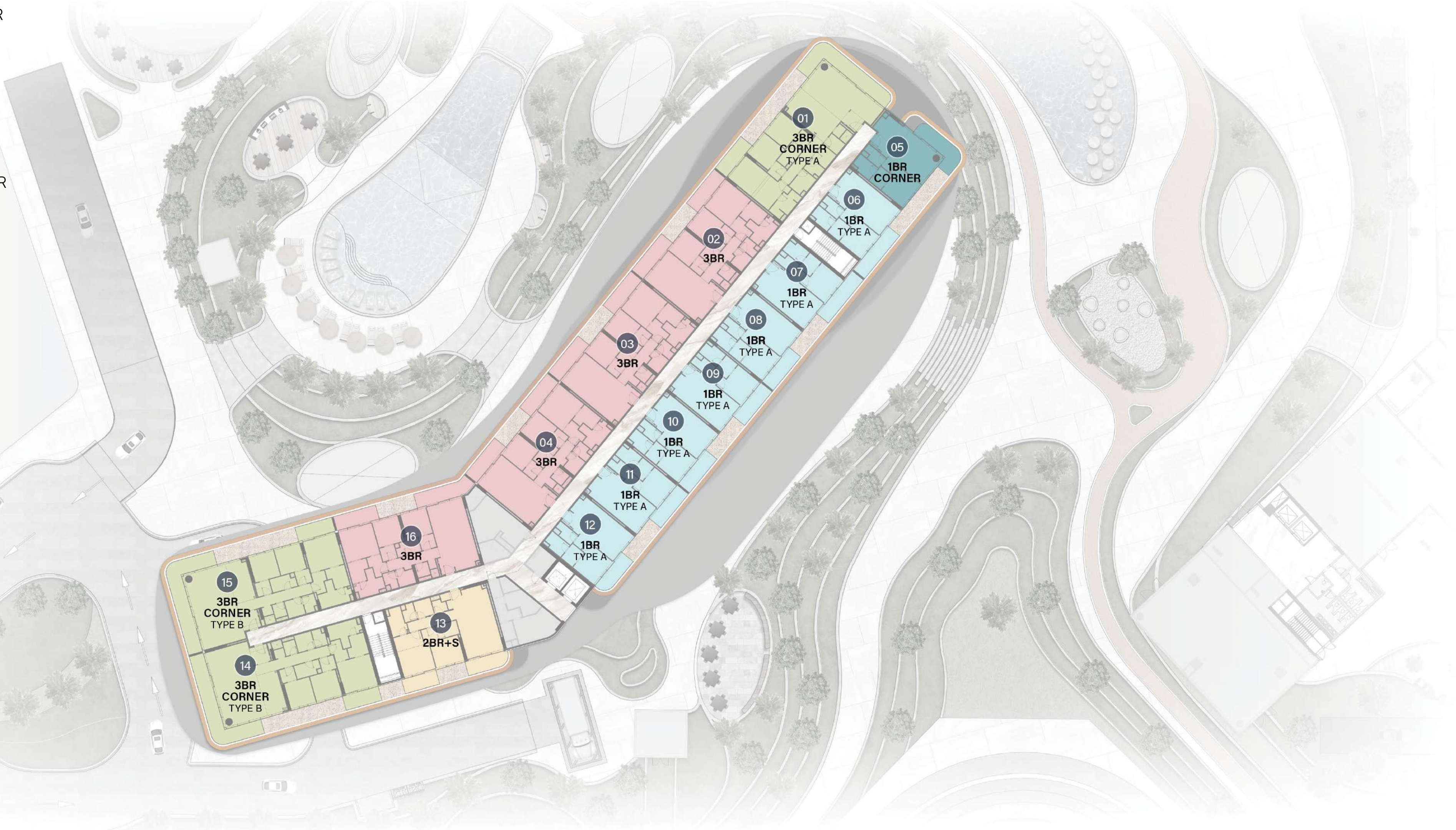
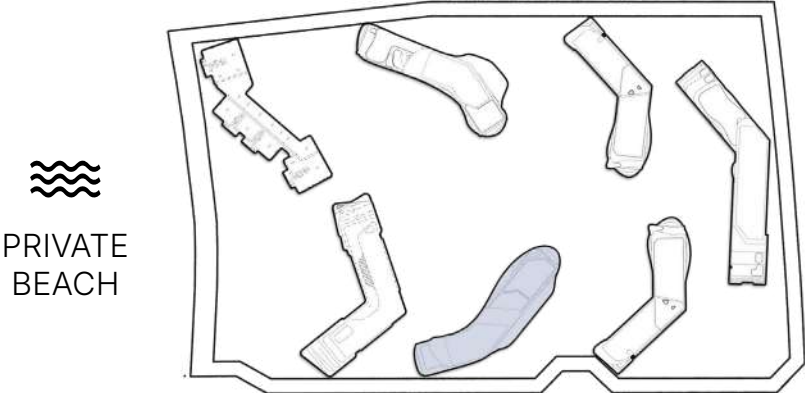
# 3<sup>rd</sup> Floor Typical Plan

- 1 - BEDROOM
- 1 - BEDROOM CORNER
- 2 - BEDROOM + S
- 3 - BEDROOM
- 3 - BEDROOM CORNER



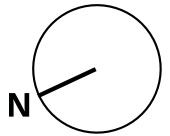
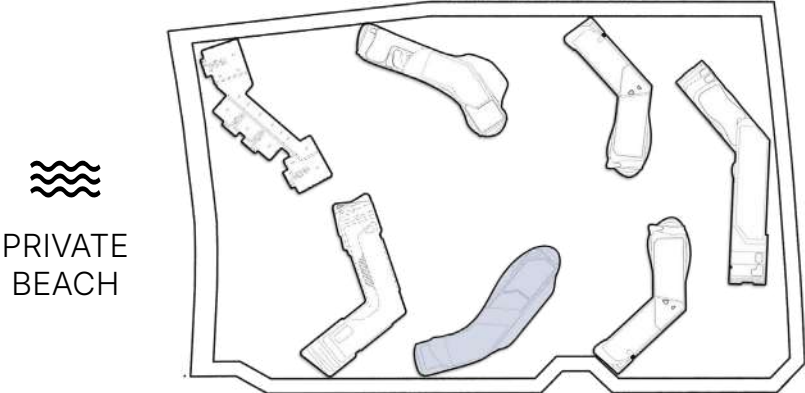
# 4<sup>th</sup> Floor Typical Plan

- 1 - BEDROOM
- 1 - BEDROOM CORNER
- 2 - BEDROOM + S
- 3 - BEDROOM
- 3 - BEDROOM CORNER



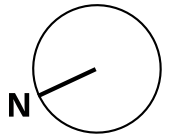
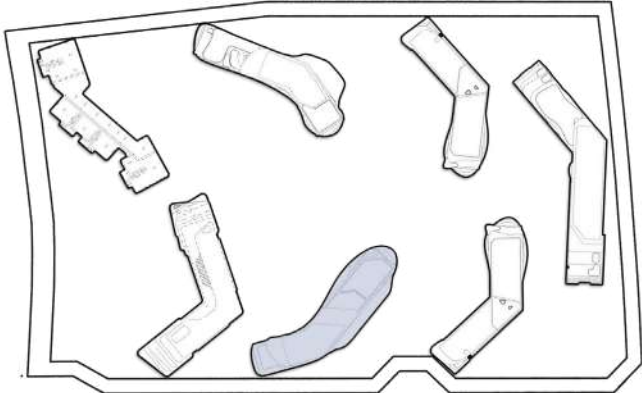
# 5<sup>th</sup> Floor Typical Plan


- 1 - BEDROOM
- 1 - BEDROOM CORNER
- 2 - BEDROOM + S
- 3 - BEDROOM
- 3 - BEDROOM CORNER



# 6<sup>th</sup> Floor Typical Plan

- 1 - BEDROOM
- 2 - BEDROOM + S
- 3 - BEDROOM
- 4 - BEDROOM PENTHOUSE



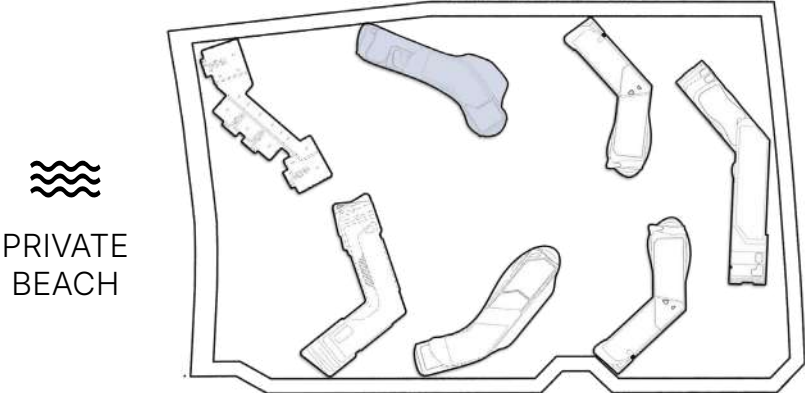


Typical floor  
*Plans*

Tower B

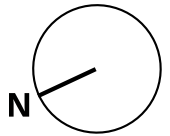
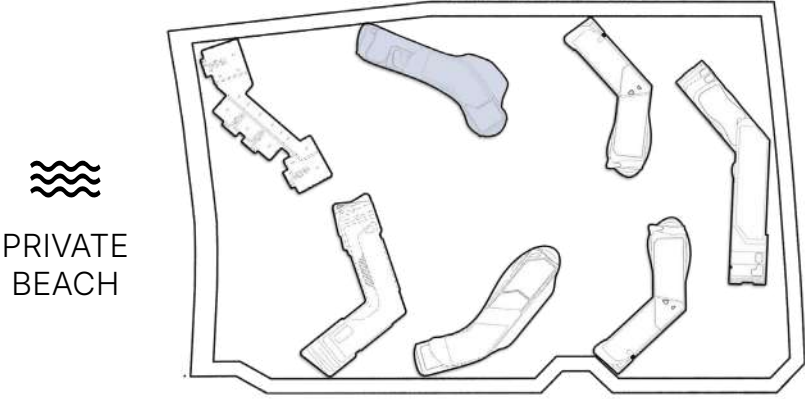
# 1<sup>st</sup> Floor Typical Plan

- 1 - BEDROOM
- 1 - BEDROOM CORNER
- 2 - BEDROOM
- 3 - BEDROOM
- 3 - BEDROOM CORNER



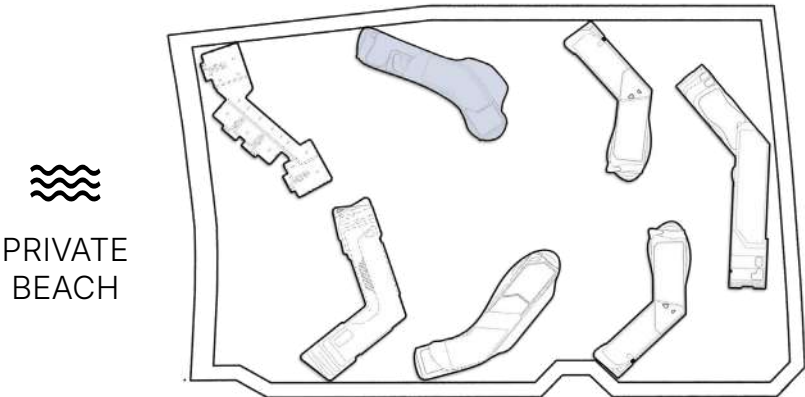
# 2<sup>nd</sup> Floor Typical Plan

- 1 - BEDROOM
- 1 - BEDROOM CORNER
- 2 - BEDROOM
- 3 - BEDROOM
- 3 - BEDROOM CORNER

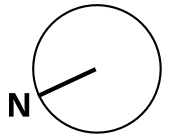


# 3<sup>rd</sup> Floor Typical Plan

- 1 - BEDROOM
- 1 - BEDROOM CORNER
- 2 - BEDROOM
- 3 - BEDROOM
- 3 - BEDROOM CORNER

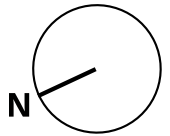
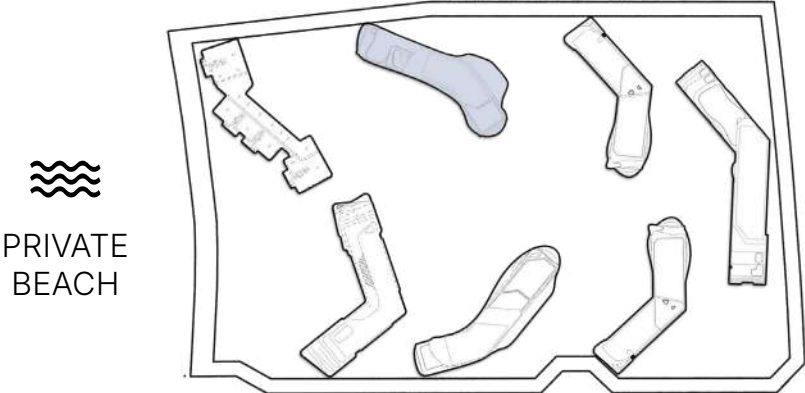


PRIVATE BEACH



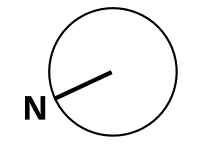
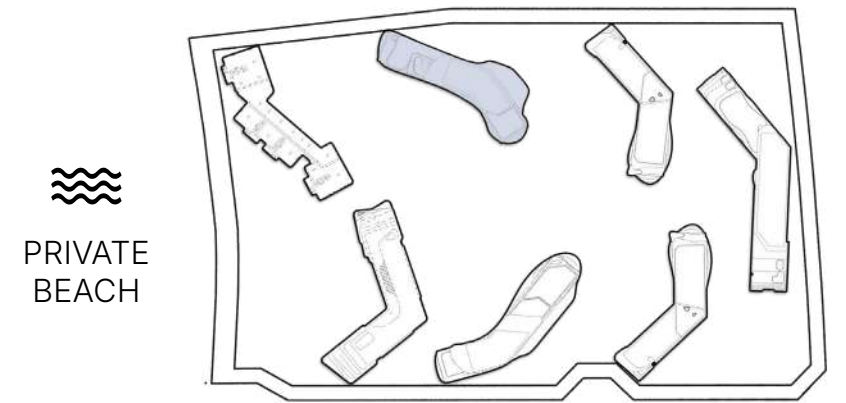
# 4<sup>th</sup> Floor Typical Plan

- 1 - BEDROOM
- 1 - BEDROOM CORNER
- 2 - BEDROOM
- 3 - BEDROOM
- 3 - BEDROOM CORNER



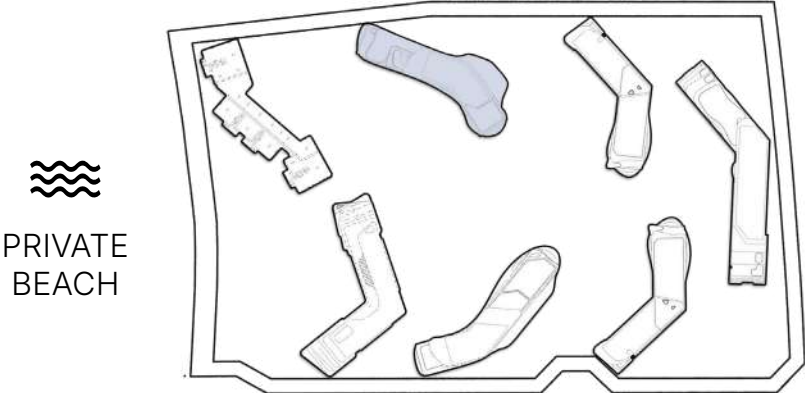
# 5<sup>th</sup> Floor Typical Plan


- 1 - BEDROOM
- 1 - BEDROOM CORNER
- 3 - BEDROOM
- 3 - BEDROOM CORNER
- 4 - BEDROOM DUAL ASPECT



# 6<sup>th</sup> Floor Typical Plan

- 1 - BEDROOM
- 1 - BEDROOM CORNER
- 3 - BEDROOM
- 3 - BEDROOM CORNER
- 4 - BEDROOM PENTHOUSE



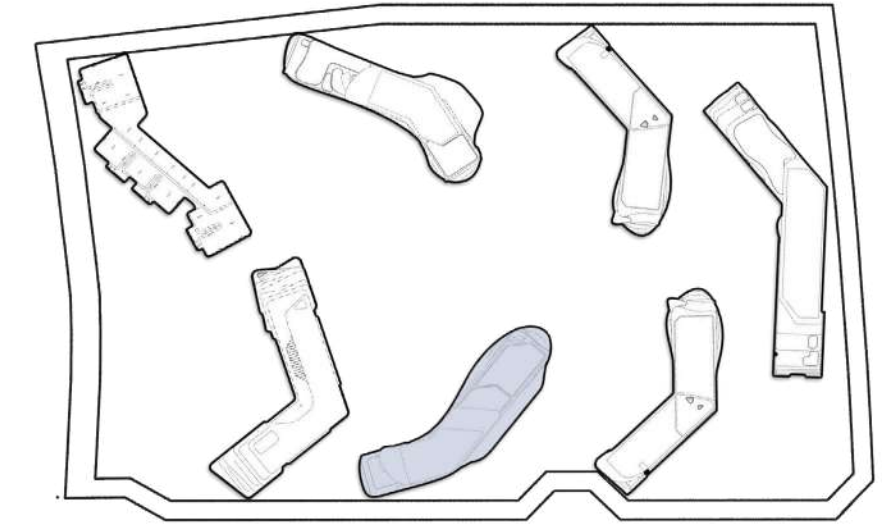
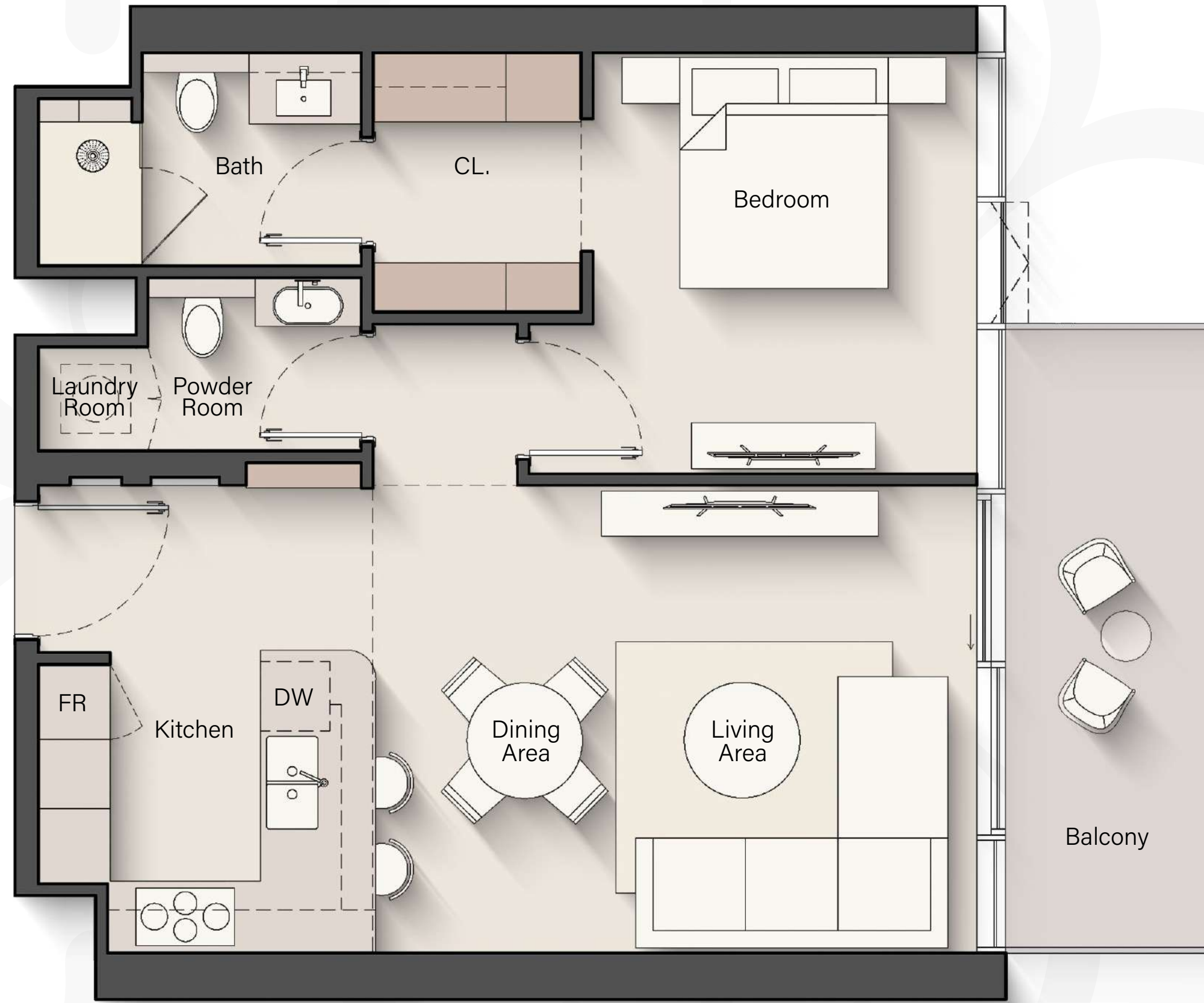


# Floor *Plans*

Tower A

# 1 - Bedroom

TYPE A



PRIVATE  
BEACH

**1st - 5th Floor**

06 - 12

**6th Floor**

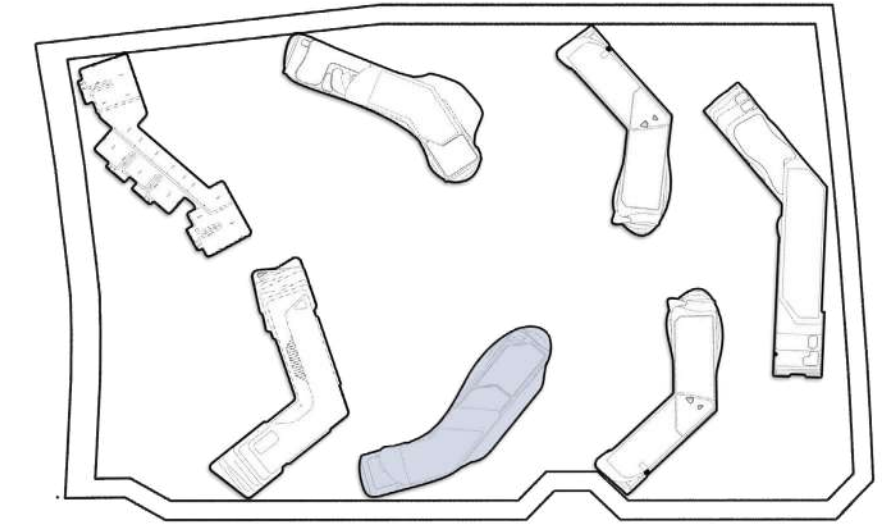
05 - 10

Internal Living Area : **723.87 sq. ft.**

Outdoor Living Area : **108.82 sq. ft.**

Total Living Area : **832.70 sq. ft.**

# 1 - Bedroom Corner



1st - 5th Floor

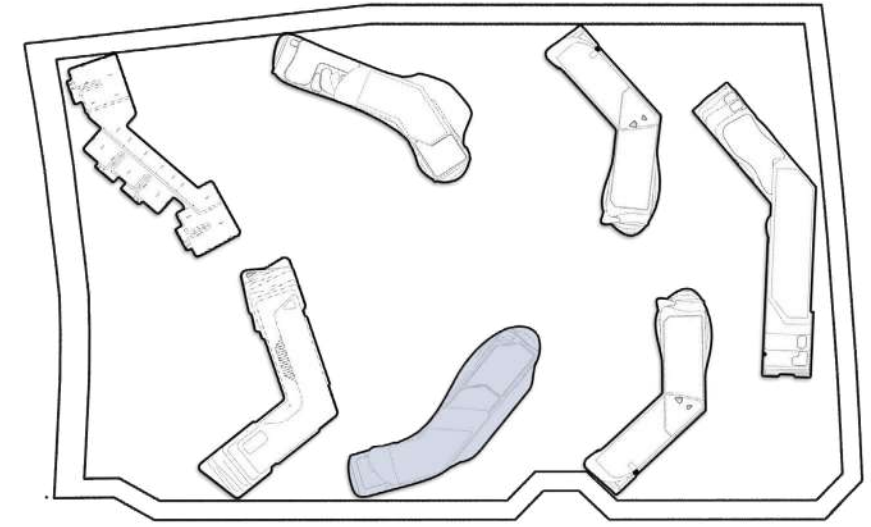
05

Internal Living Area : **764.67 sq. ft.**

Outdoor Living Area : **154.14 sq. ft.**

Total Living Area : **918.81 sq. ft.**

# 2 - Bedroom + S



1st - 5th Floor

13

6th Floor

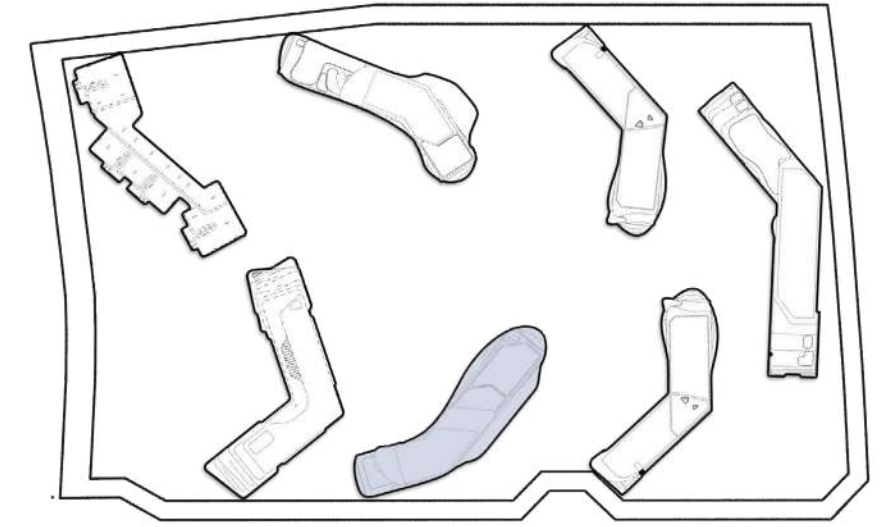
11

Internal Living Area : **1240.97 sq. ft.**

Outdoor Living Area : **195.90 sq. ft.**

Total Living Area : **1436.87 sq. ft.**

# 3 - Bedroom



**1st - 5th Floor**  
02,03,04,16

**6th Floor**  
02,03,04,12

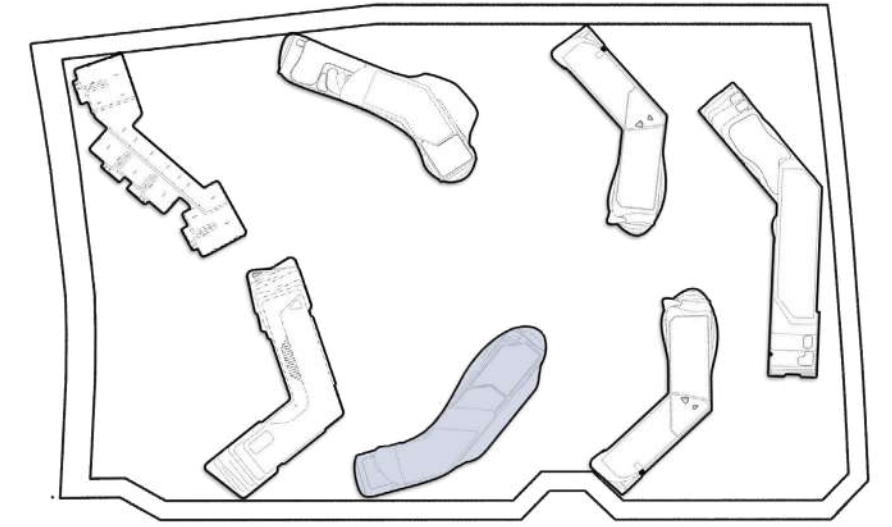
Internal Living Area : **1515.99 sq. ft.**

Outdoor Living Area : **238.53 sq. ft.**

Total Living Area : **1754.52 sq. ft.**

# 3 - Bedroom Corner

TYPE A



1st - 5th Floor

01

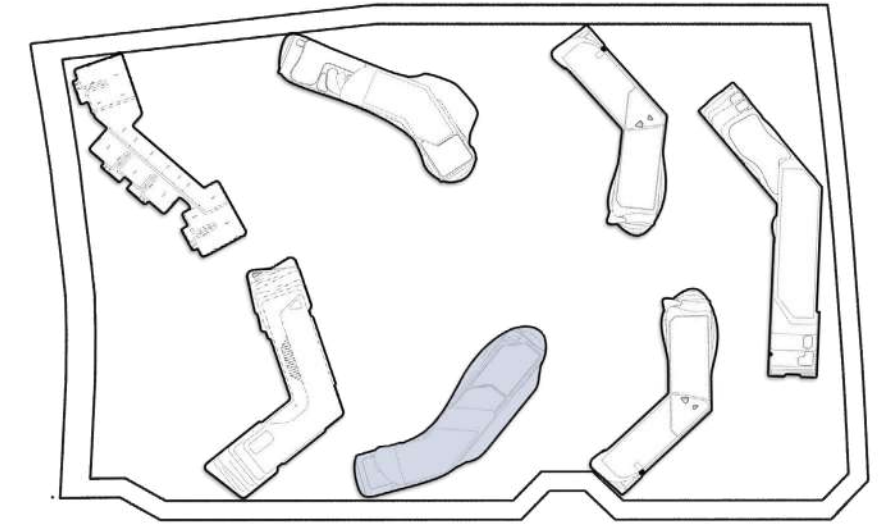
Internal Living Area : **1821.04 sq. ft.**

Outdoor Living Area : **395.14 sq. ft.**

Total Living Area : **2216.18 sq. ft.**

# 3 - Bedroom Corner

TYPE B



1st - 5th Floor  
14, 15

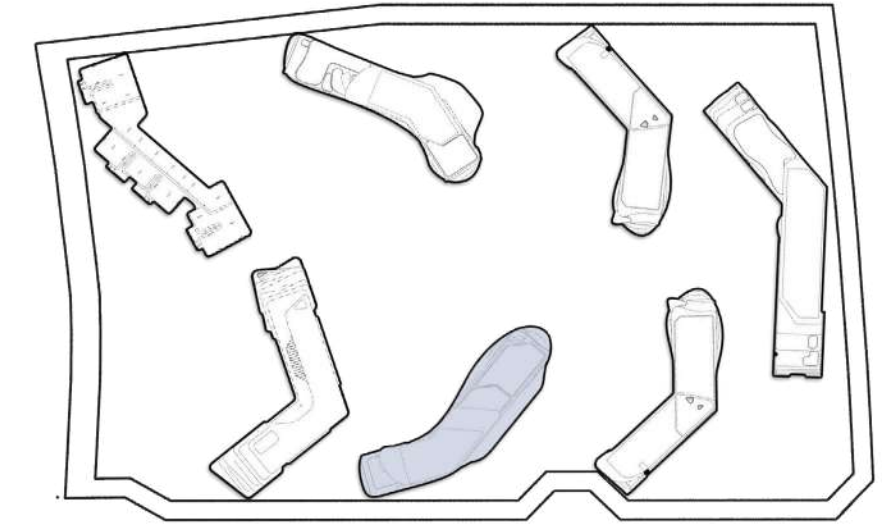
Internal Living Area : **1931.05 sq. ft.**

Outdoor Living Area : **397.73 sq. ft.**

Total Living Area : **2328.77 sq. ft.**

# 4 - Bedroom Penthouse

TYPE D




6th Floor

01

Internal Living Area : **3389.99 sq. ft.**

Outdoor Living Area : **1223.96 sq. ft.**

Total Living Area : **4613.95 sq. ft.**

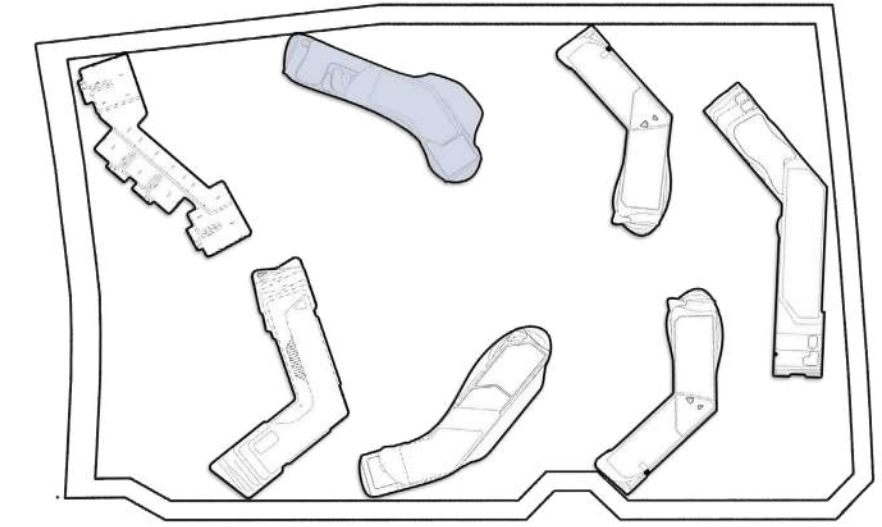
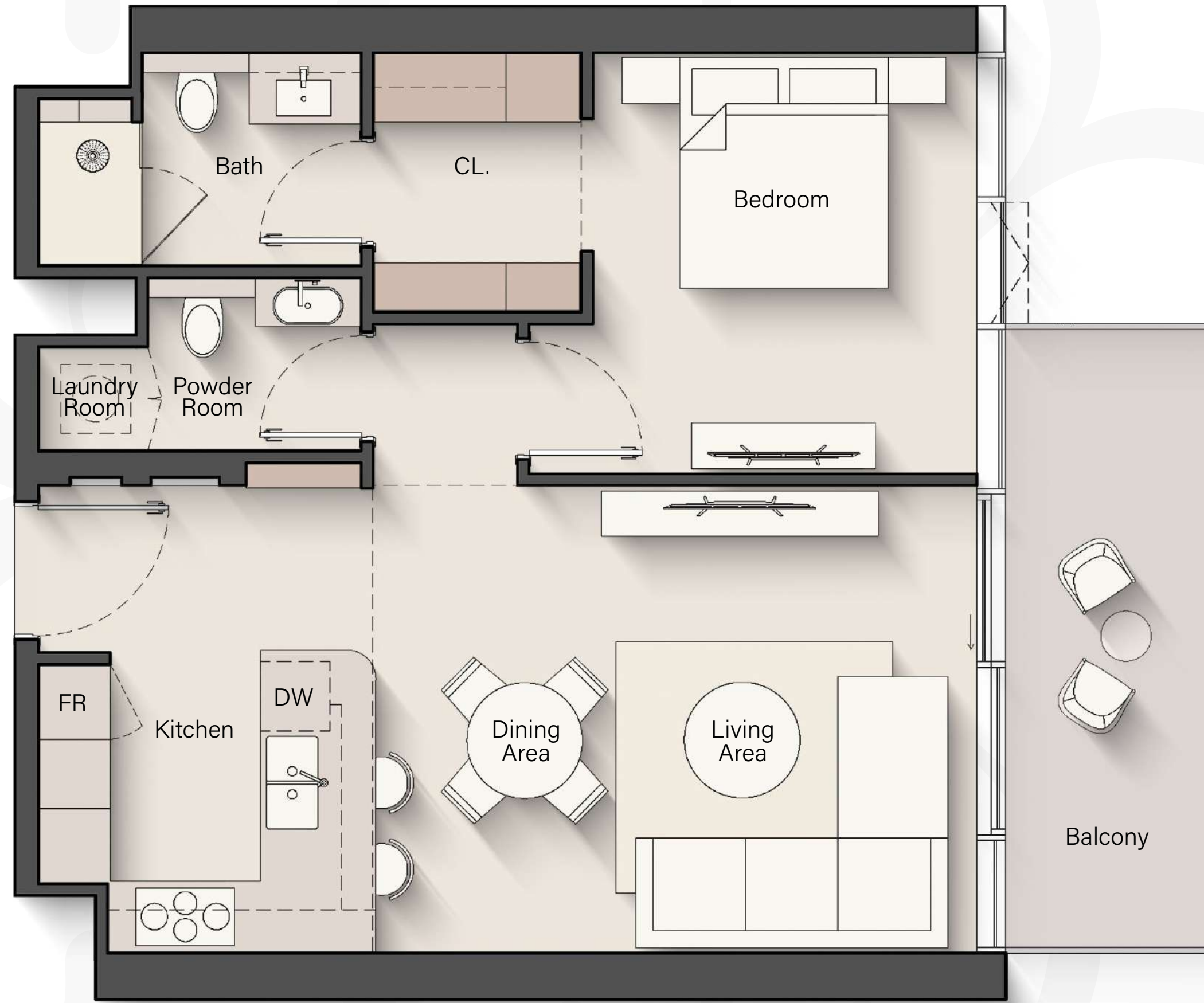


# Floor *Plans*

Tower B

# 1 - Bedroom

TYPE A



**1st - 4th Floor**  
06 - 09, 11 - 13

**5th Floor**  
06 - 09, 11, 12

**6th Floor**  
03 - 05

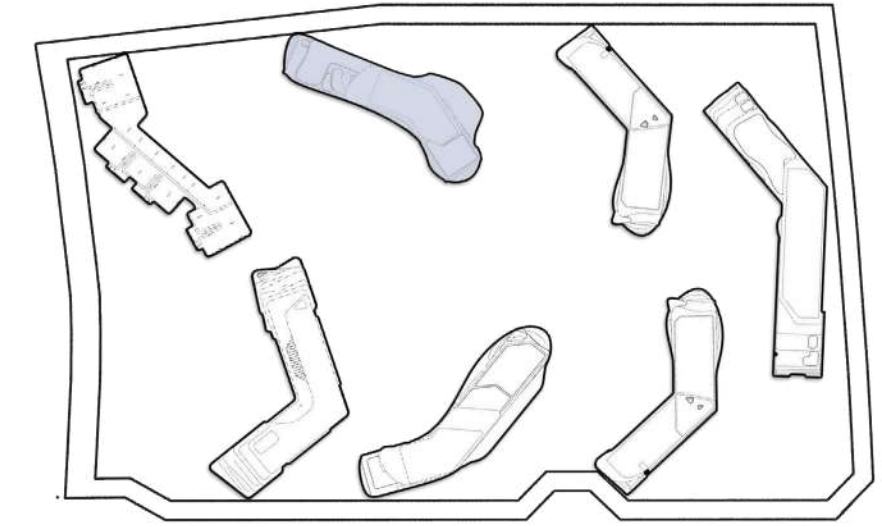
Internal Living Area : **723.87 sq. ft.**

Outdoor Living Area : **108.82 sq. ft.**

Total Living Area : **832.70 sq. ft.**

# 1 - Bedroom

TYPE B



**5th Floor**  
09

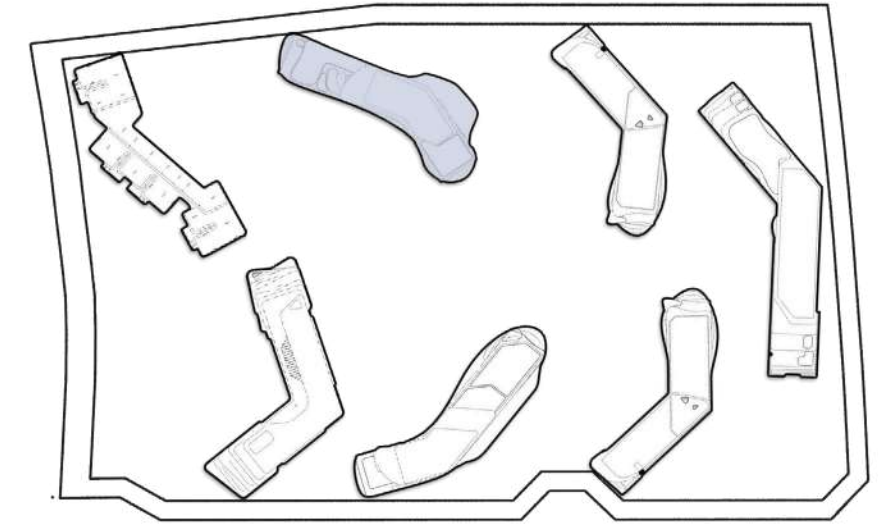
**6th Floor**  
02

Internal Living Area : **824.30 sq. ft.**

Outdoor Living Area : **107.21 sq. ft.**

Total Living Area : **931.51 sq. ft.**

# 1 - Bedroom Corner



1st - 4th Floor

14

5th Floor

13

6th Floor

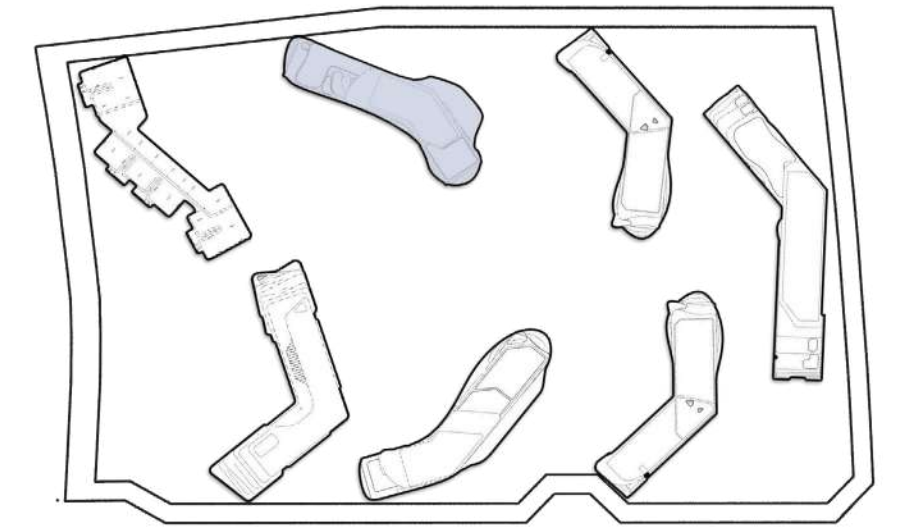
06

Internal Living Area : **764.67 sq. ft.**

Outdoor Living Area : **154.14 sq. ft.**

Total Living Area : **918.81 sq. ft.**

# 2 - Bedroom



PRIVATE  
BEACH

1st - 4th Floor

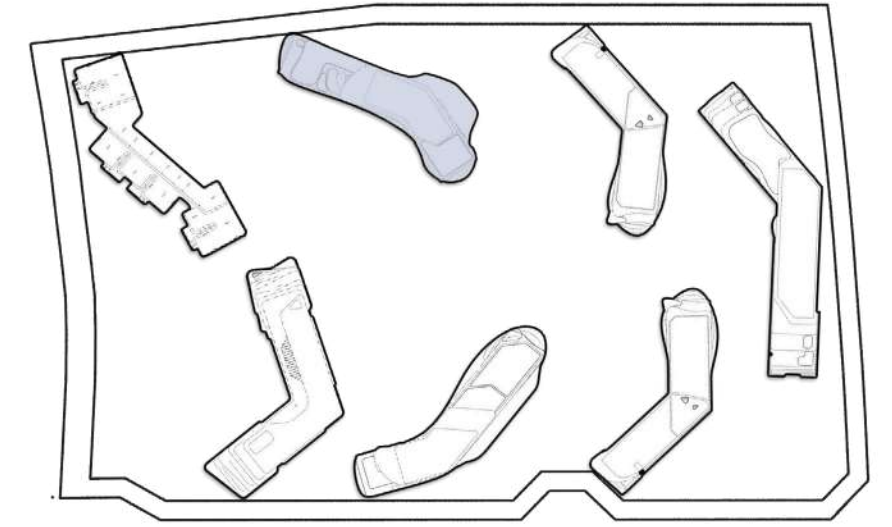
10

Internal Living Area : **1108.14 sq. ft.**

Outdoor Living Area : **173.08 sq. ft.**

Total Living Area : **1281.23 sq. ft.**

# 3 - Bedroom



**1st - 4th Floor**  
02,03,04,16

**5th Floor**  
02,03,04,15

**6th Floor**  
08

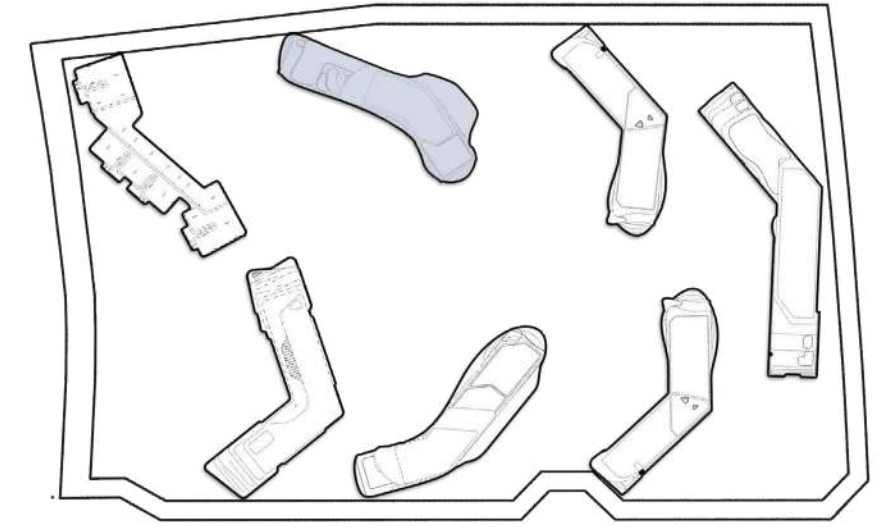
Internal Living Area : **1515.99 sq. ft.**

Outdoor Living Area : **238.53 sq. ft.**

Total Living Area : **1754.52 sq. ft.**

# 3 - Bedroom Corner

TYPE A



1st - 4th Floor

15

5th Floor

14

6th Floor

07

Internal Living Area : **1821.04 sq. ft.**

Outdoor Living Area : **395.14 sq. ft.**

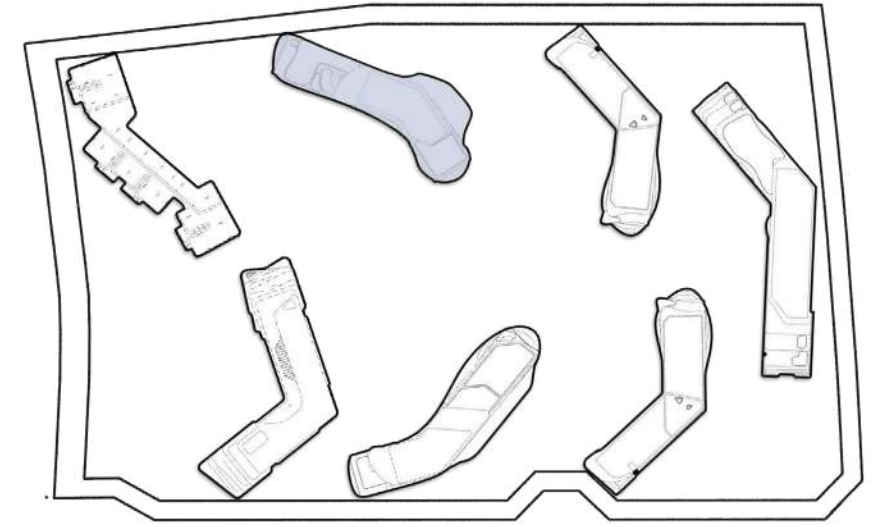
Total Living Area : **2216.18 sq. ft.**

# 3 - Bedroom Corner

TYPE B



PRIVATE BEACH



1st - 4th Floor

01-05

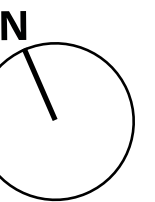
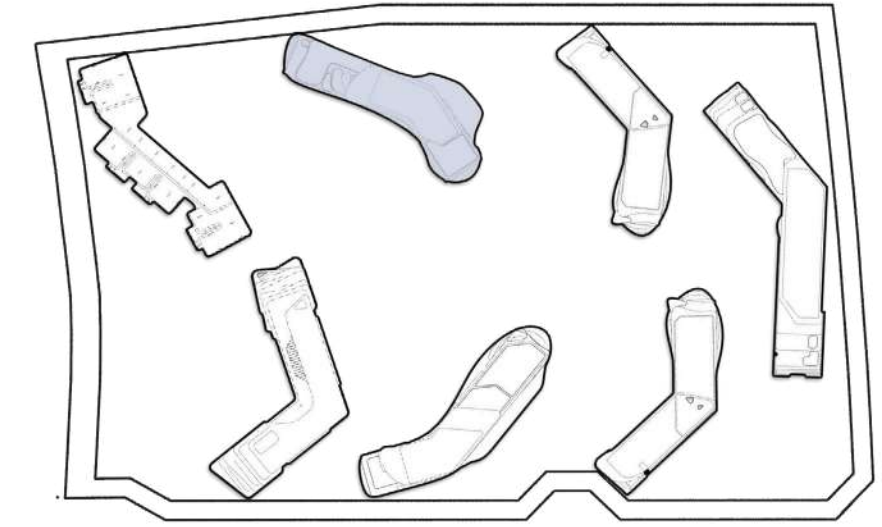
Internal Living Area : **1931.05 sq. ft.**

Outdoor Living Area : **397.73 sq. ft.**

Total Living Area : **2328.77 sq. ft.**

# 4 - Bedroom + S Dual Aspect

TYPE B



5th Floor

01

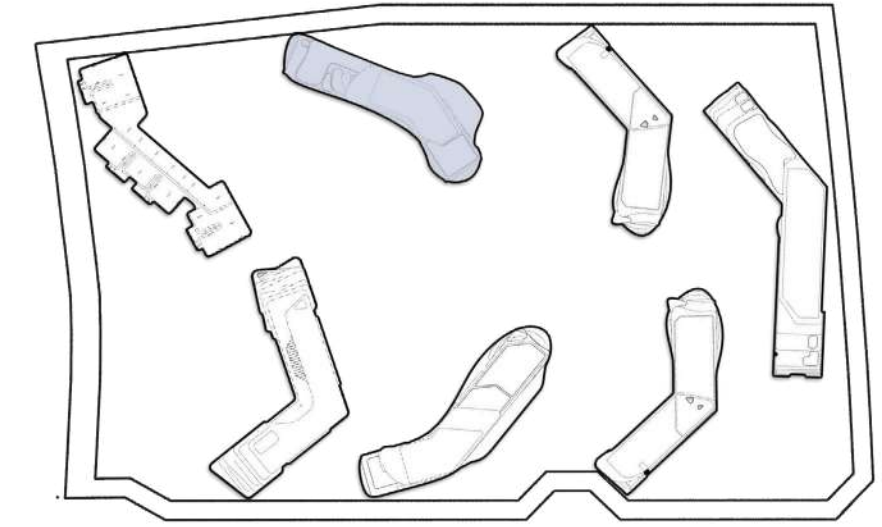
Internal Living Area : **2469.89 sq. ft.**

Outdoor Living Area : **627.00 sq. ft.**

Total Living Area : **3096.88 sq. ft.**

# 4 - Bedroom Penthouse

TYPE B



**1st Floor**

08, 09

**2nd Floor**

12, 13

**3rd - 8th Floor**

14, 15

Internal Living Area : **3016.37 sq. ft.**

Outdoor Living Area : **1565.61 sq. ft.**


Total Living Area : **4581.98 sq. ft.**

# The Building *Configuration*

## MERIVA GARDENS

- Rooftop
- 10<sup>th</sup> Floor
- 9<sup>th</sup> Floor
- 8<sup>th</sup> Floor
- 7<sup>th</sup> Floor
- 6<sup>th</sup> Floor
- 5<sup>th</sup> Floor
- 4<sup>th</sup> Floor
- 3<sup>rd</sup> Floor
- 2<sup>nd</sup> Floor
- 1<sup>st</sup> Floor
- Ground Level
- Basement

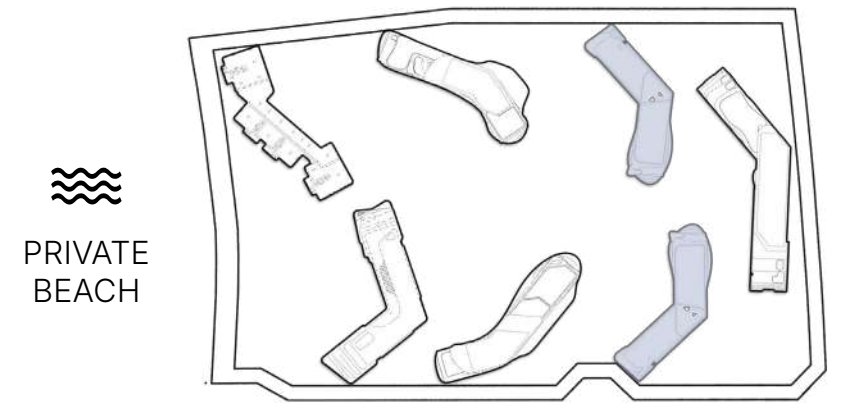




Typical floor  
*Plans*

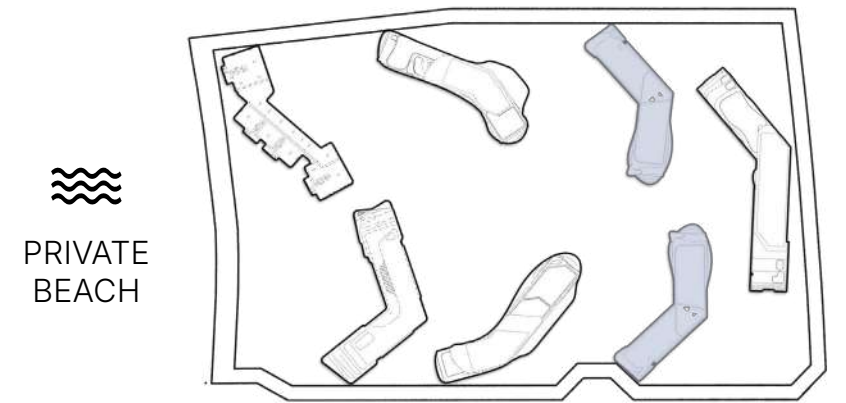
# 1<sup>st</sup> Floor Typical Plan

- 1 - BEDROOM
- 2 - BEDROOM
- 2 - BEDROOM + S
- 2 - BEDROOM + S CORNER



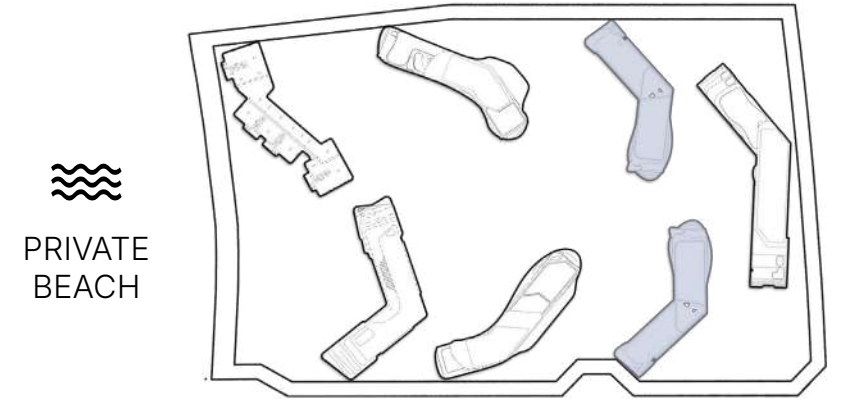
# 2<sup>nd</sup> Floor Typical Plan

- 1 - BEDROOM
- 2 - BEDROOM
- 2 - BEDROOM + S
- 2 - BEDROOM + S CORNER
- 3 - BEDROOM + S DUAL ASPECT



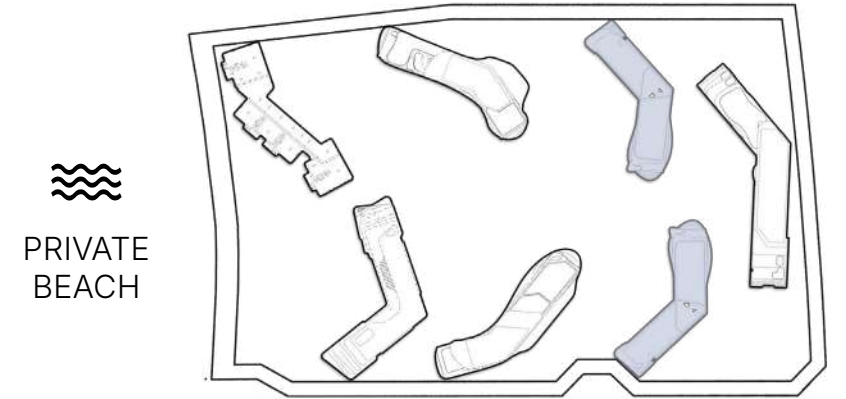
# 3<sup>rd</sup> Floor Typical Plan

- 1 - BEDROOM
- 2 - BEDROOM
- 2 - BEDROOM + S
- 2 - BEDROOM + S CORNER
- 3 - BEDROOM + S DUAL ASPECT



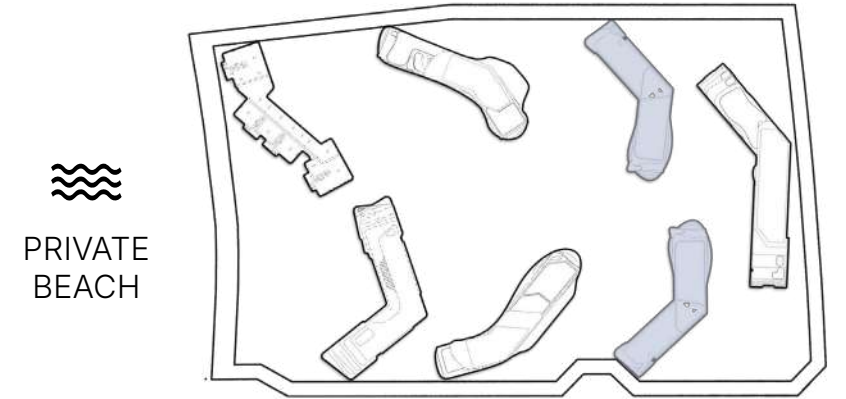
# 4<sup>th</sup> Floor Typical Plan

- 1 - BEDROOM
- 2 - BEDROOM
- 2 - BEDROOM + S
- 2 - BEDROOM + S CORNER
- 3 - BEDROOM + S DUAL ASPECT



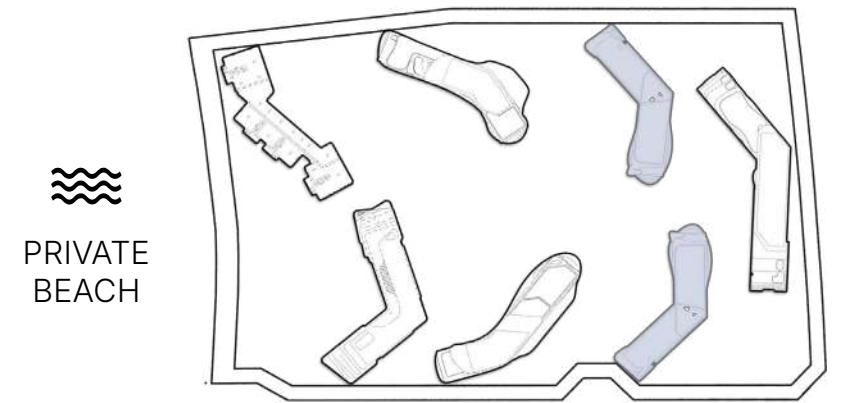
# 5<sup>th</sup> Floor Typical Plan

- 1 - BEDROOM
- 2 - BEDROOM
- 2 - BEDROOM + S
- 2 - BEDROOM + S CORNER
- 3 - BEDROOM + S DUAL ASPECT



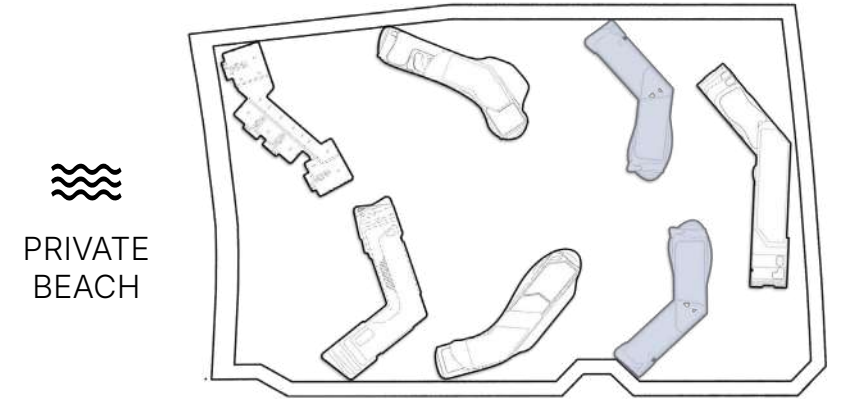
# 6<sup>th</sup> Floor Typical Plan

- 1 - BEDROOM
- 2 - BEDROOM
- 2 - BEDROOM + S
- 2 - BEDROOM + S CORNER
- 3 - BEDROOM + S DUAL ASPECT



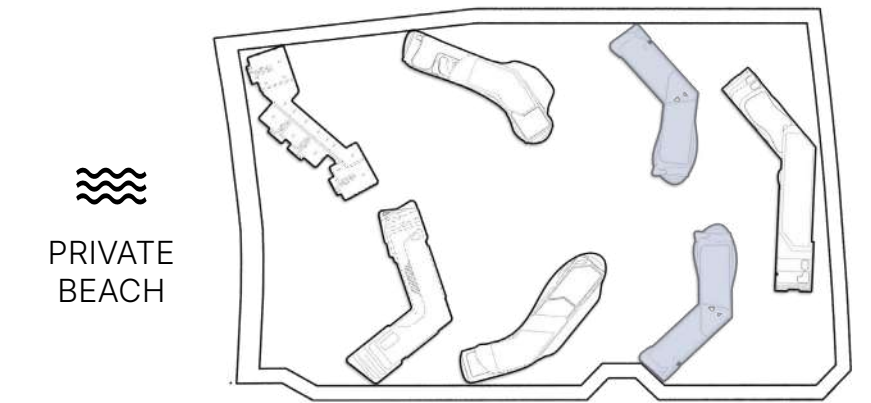
# 7<sup>th</sup> Floor Typical Plan

- 1 - BEDROOM
- 2 - BEDROOM
- 2 - BEDROOM + S
- 2 - BEDROOM + S CORNER
- 3 - BEDROOM + S DUAL ASPECT



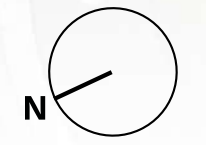
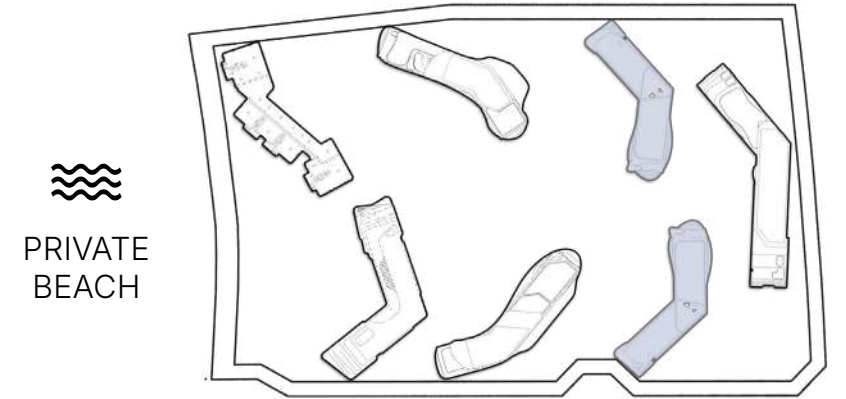
# 8<sup>th</sup> Floor Typical Plan

- 1 - BEDROOM
- 2 - BEDROOM
- 2 - BEDROOM + S
- 2 - BEDROOM + S CORNER
- 3 - BEDROOM + S DUAL ASPECT



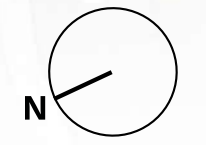
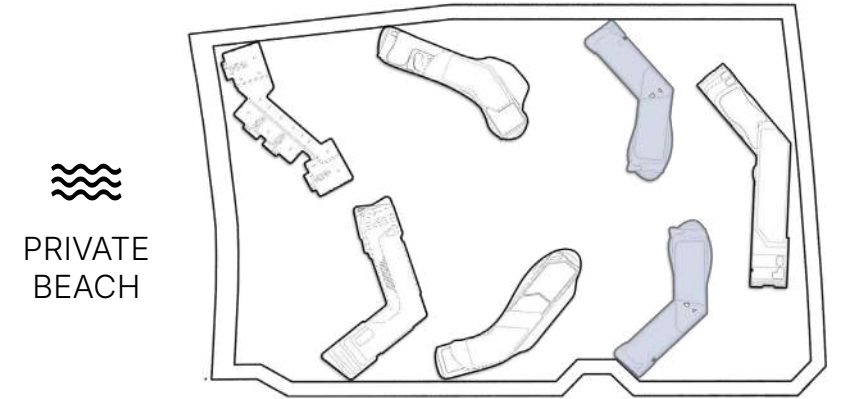
# 9<sup>th</sup> Floor Typical Plan

- 1 - BEDROOM
- 2 - BEDROOM
- 2 - BEDROOM + S
- 3 - BEDROOM + S DUAL ASPECT
- 4 - BEDROOM DUAL ASPECT



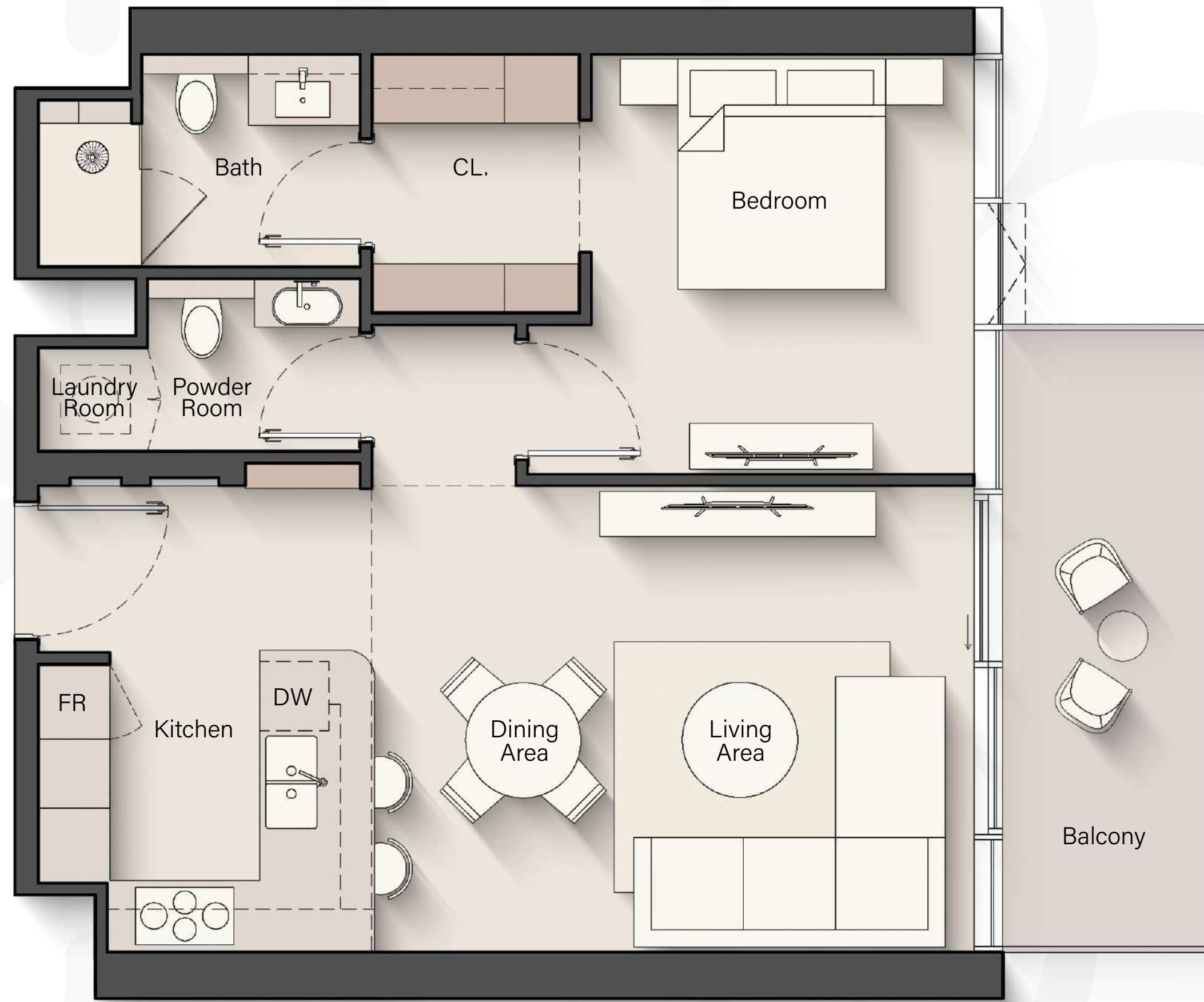
# 10<sup>th</sup> Floor Typical Plan

- 1 - BEDROOM
- 2 - BEDROOM
- 2 - BEDROOM + S
- 4 - BEDROOM DUAL ASPECT
- 4 - BEDROOM PENTHOUSE

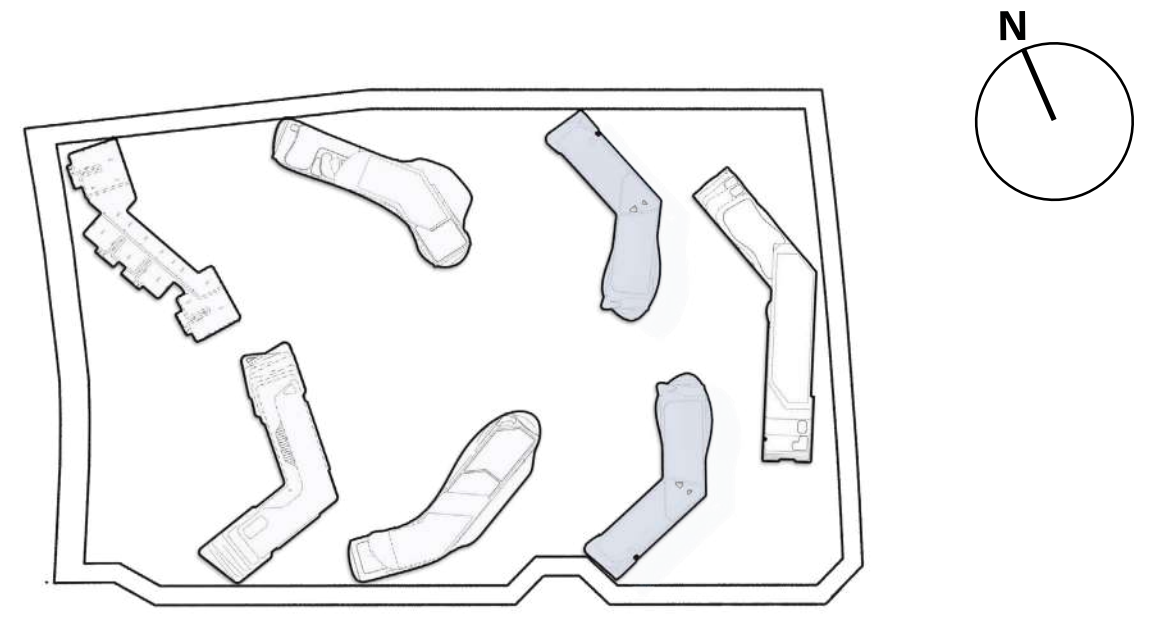


# 1 - Bedroom

TYPE A



PRIVATE BEACH



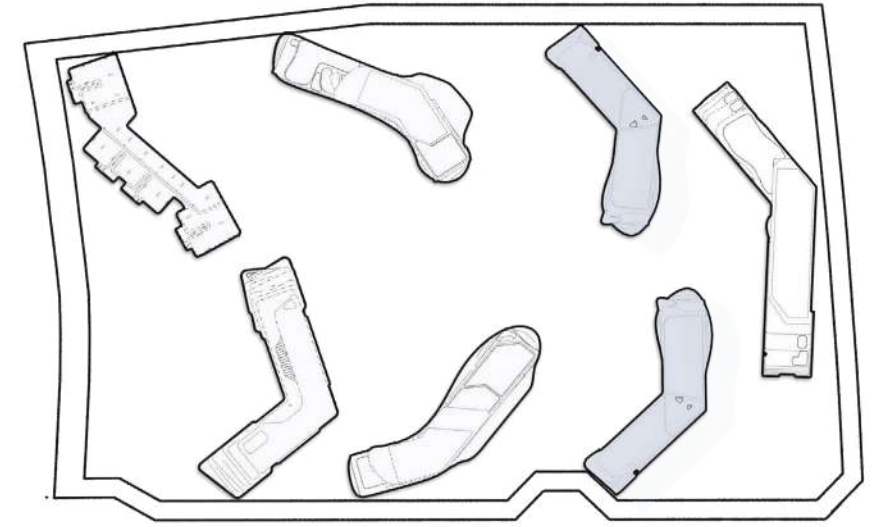
- 1st Floor**  
02 - 07
- 2nd Floor**  
04 - 11
- 3rd & 4th Floor**  
05 - 13
- 5th, 6th, & 7th Floor**  
04 - 13
- 8th & 9th Floor**  
05 - 13
- 10th Floor**  
04 - 11

Internal Living Area : **723.87 sq. ft.**      Outdoor Living Area : **108.82 sq. ft.**      Total Living Area : **832.70 sq. ft.**

# 2 - Bedroom



PRIVATE BEACH



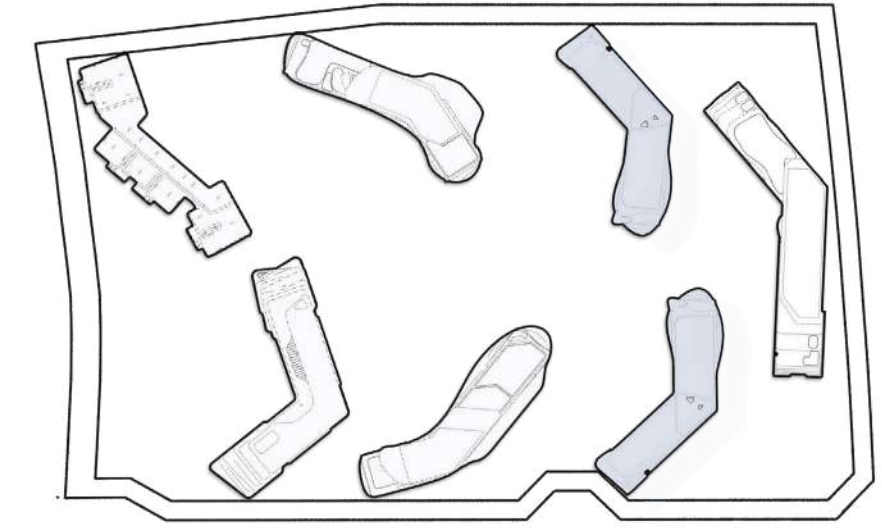
- 1st Floor**  
01, 11 - 12
- 2nd Floor**  
03, 15, 16
- 3rd - 4th Floor**  
03, 04, 17, 18
- 5th, 6th, & 7th Floor**  
03, 17, 18
- 8th Floor**  
03, 04, 17, 18
- 9th Floor**  
03, 04, 16, 17
- 10th Floor**  
02, 03, 14, 15

Internal Living Area : **1108.14 sq. ft.**

Outdoor Living Area : **173.08 sq. ft.**

Total Living Area : **1281.23 sq. ft.**

# 2 - Bedroom + S



- 1st Floor**  
10
- 2nd Floor**  
02, 04
- 3rd - 8th Floor**  
02, 16
- 9th Floor**  
02, 15
- 10th Floor**  
13


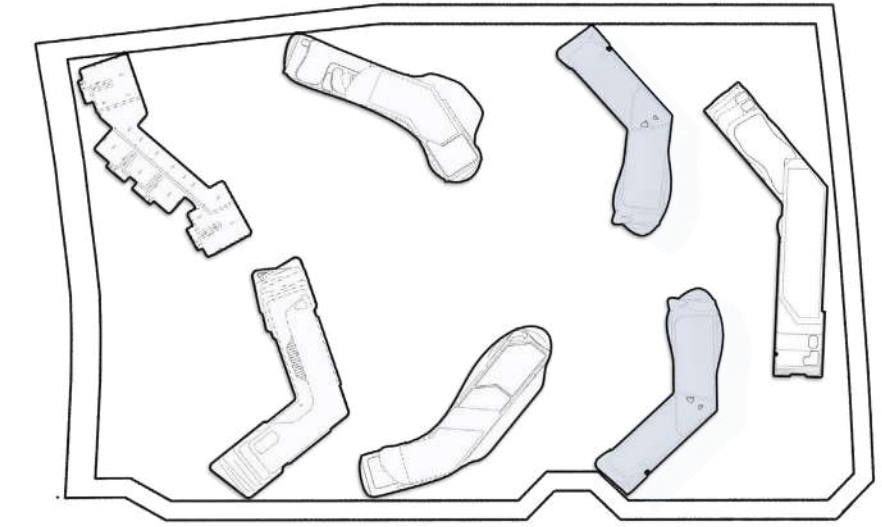
Internal Living Area : **1240.97 sq. ft.**

Outdoor Living Area : **195.90 sq. ft.**

Total Living Area : **1436.87 sq. ft.**

# 2 - Bedroom + S

TYPE A



1st - 15th Floor

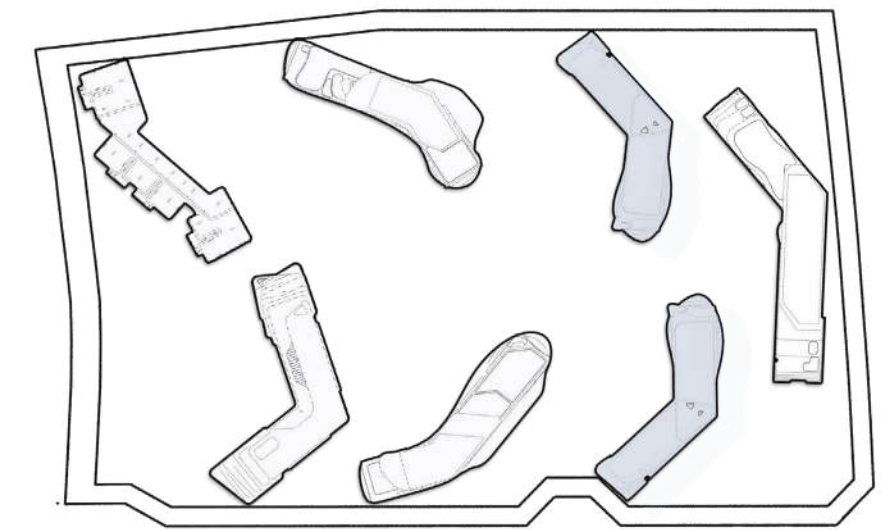
02

Internal Living Area : **1243.34 sq. ft.**

Outdoor Living Area : **203.22 sq. ft.**

Total Living Area : **1446.56 sq. ft.**

# 2 - Bedroom + S Corner



**1st Floor**

08, 09

**2nd Floor**

12, 13

**3rd - 8th Floor**

14, 15

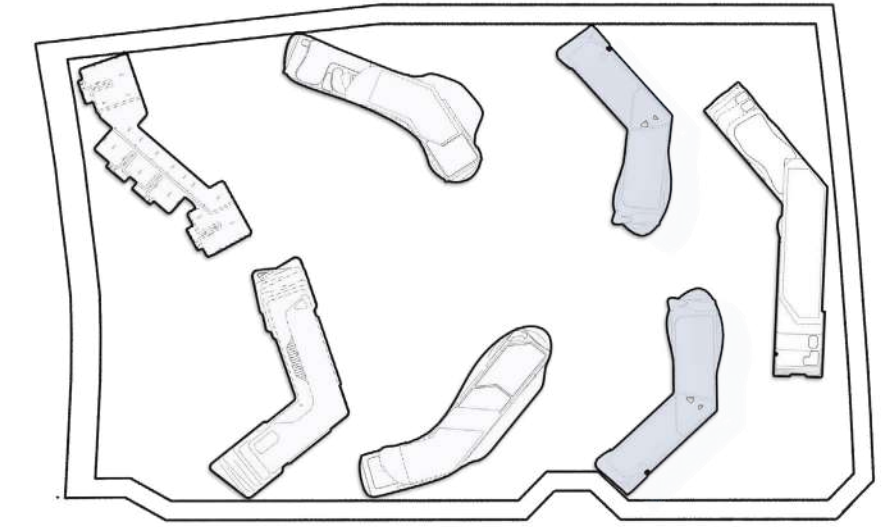
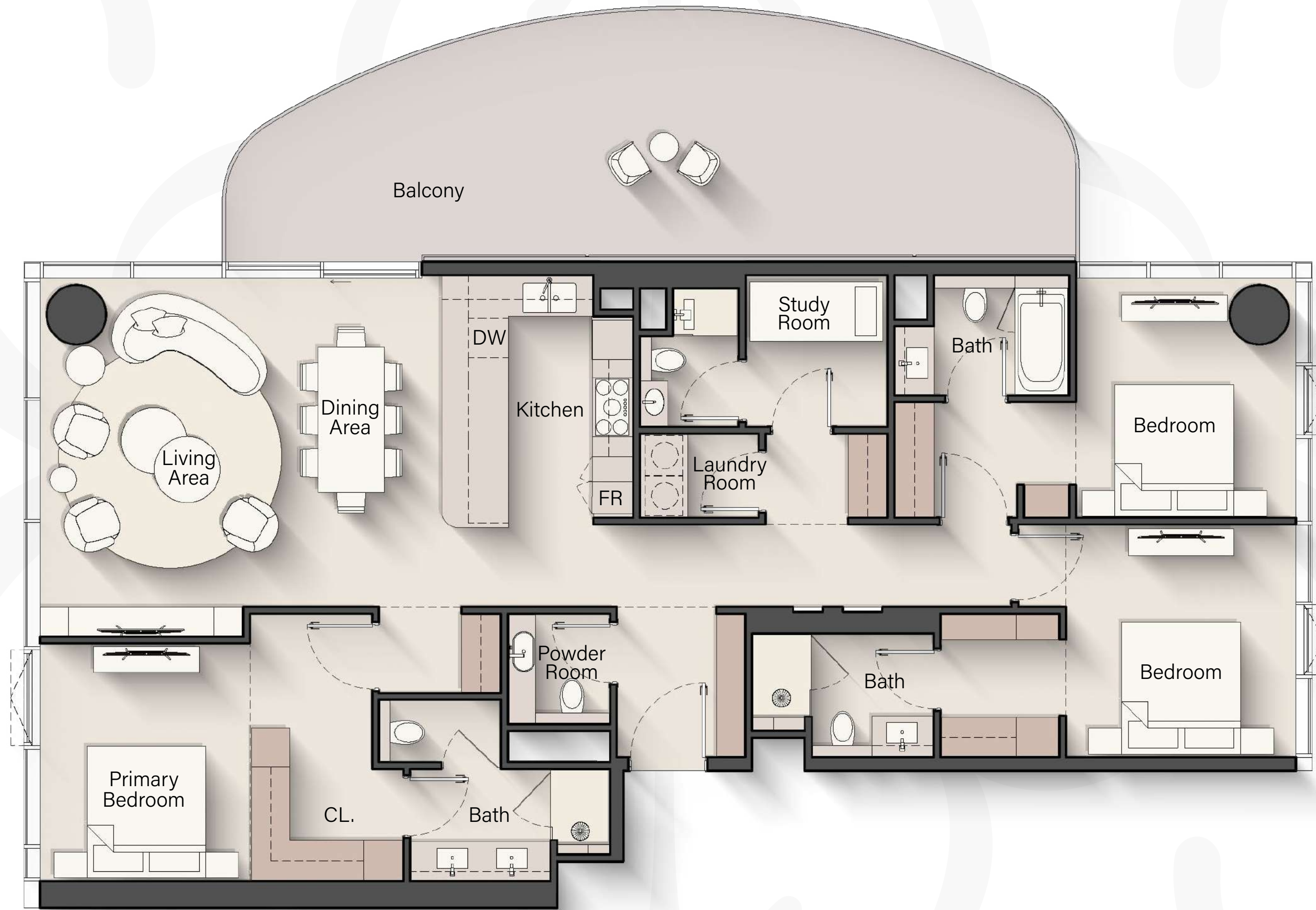
Internal Living Area : **1286.72 sq. ft.**

Outdoor Living Area : **250.58 sq. ft.**

Total Living Area : **1537.30 sq. ft.**

# 3 - Bedroom + S Dual Aspect

TYPE A



PRIVATE BEACH

2nd - 9th Floor

01

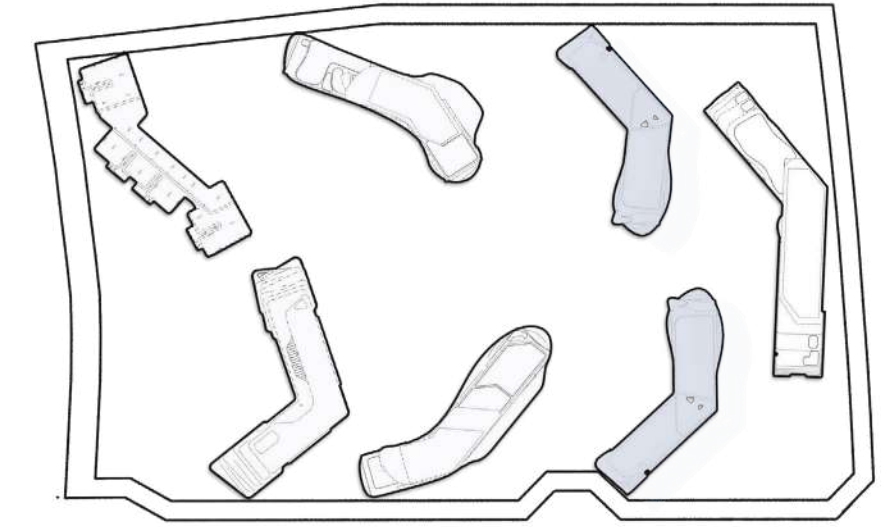
Internal Living Area : **1730.94 sq. ft.**

Outdoor Living Area : **462.74 sq. ft.**

Total Living Area : **2193.68 sq. ft.**

# 4 - Bedroom + S Dual Aspect

TYPE B



PRIVATE BEACH

9th Floor

14

10th Floor

12

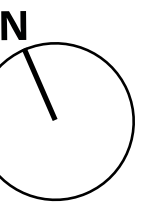
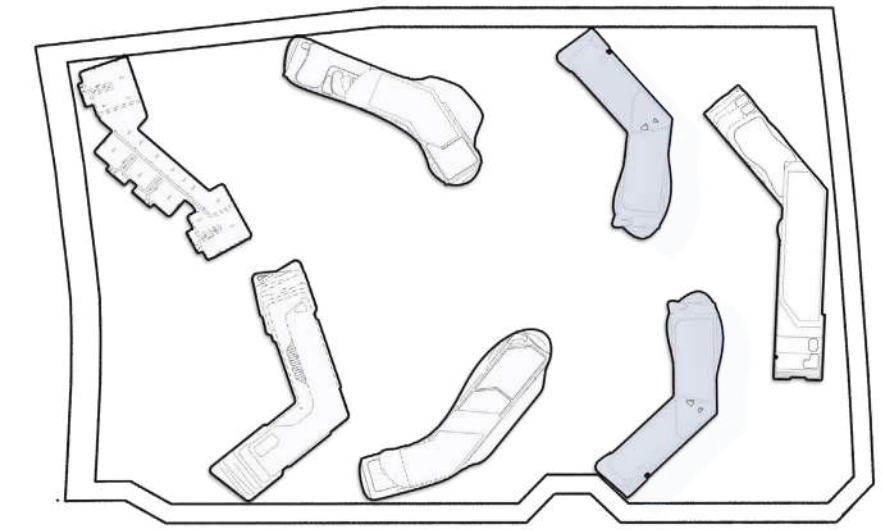
Internal Living Area : **2469.89 sq. ft.**

Outdoor Living Area : **627.00 sq. ft.**

Total Living Area : **3096.88 sq. ft.**

# 4 - Bedroom Penthouse

TYPE A



PRIVATE BEACH

10th Floor  
01

Internal Living Area : **2443.52 sq. ft.**

Outdoor Living Area : **1102.33 sq. ft.**

Total Living Area : **3545.85 sq. ft.**